

**BALDWINSVILLE CENTRAL SCHOOL DISTRICT**

**BASIC FINANCIAL STATEMENTS**

**For Year Ended June 30, 2013**

## TABLE OF CONTENTS

	<b>Pages</b>
Independent Auditors' Report	1 - 3
Management's Discussion and Analysis (Unaudited)	4 - 13
<b>Basic Financial Statements:</b>	
Statement of Net Position	14
Statement of Activities and Changes in Net Position	15
Balance Sheet - Governmental Funds	16
Statement of Revenues, Expenditures, and Changes in Fund Balances - Governmental Funds	17
Reconciliation of Governmental Funds Statement of Revenues, Expenditures, and Changes in Fund Balances to Statement of Activities	18
Statement of Fiduciary Net Position and Statement of Changes in Fiduciary Net Position	19
<b>Notes to the Basic Financial Statements:</b>	20 - 41
<b>Required Supplementary Information:</b>	
Schedule of Funding Progress of Postemployment Benefit Plan (Unaudited)	42
Schedule of Revenues, Expenditures and Changes in Fund Balance - Budget (Non-GAAP Basis) and Actual - General Fund (Unaudited)	43 - 44
<b>Supplementary Information:</b>	
Schedule of Change from Adopted Budget to Final Budget and Real Property Tax Limit - General Fund	45
Schedule of Capital Projects Fund - Project Expenditures and Financing Resources	46
Combined Balance Sheet - Nonmajor Governmental Funds	47
Combined Revenues, Expenditures and Changes in Fund Balances - Nonmajor Governmental Funds	48
Net Investment in Capital Assets	49
Schedule of Expenditures of Federal Awards	50
Report on Internal Control Over Financial Reporting and on Compliance and Other Matters Based on an Audit of Financial Statements Performed in Accordance with Government Auditing Standards	51 - 52

**Raymond F. Wager, CPA, P.C.**  
**Certified Public Accountants**

**Shareholders:**

**Raymond F. Wager, CPA**  
**Thomas J. Lauffer, CPA**  
**Thomas C. Zuber, CPA**

Members of  
American Institute of  
Certified Public Accountants  
and  
New York State Society of  
Certified Public Accountants

**INDEPENDENT AUDITORS' REPORT**

To the Board of Education  
Baldwinsville Central School District, New York

***Report on the Financial Statements***

We have audited the accompanying financial statements of the governmental activities, each major fund, and the aggregate remaining fund information of the Baldwinsville Central School District, New York, as of and for the year ended June 30, 2013, and the related notes to the financial statements, which collectively comprise the District's basic financial statements as listed in the table of contents.

***Management's Responsibility for the Financial Statements***

Management is responsible for the preparation and fair presentation of these financial statements in accordance with accounting principles generally accepted in the United States of America; this includes the design, implementation, and maintenance of internal control relevant to the preparation and fair presentation of financial statements that are free from material misstatement, whether due to fraud or error.

***Auditor's Responsibility***

Our responsibility is to express opinions on these financial statements based on our audit. We conducted our audit in accordance with auditing standards generally accepted in the United States of America and the standards applicable to financial audits contained in *Government Auditing Standards* issued by the Comptroller General of the United States. Those standards require that we plan and perform the audit to obtain reasonable assurance about whether the financial statements are free from material misstatement.

An audit involves performing procedures to obtain audit evidence about the amounts and disclosures in the financial statements. The procedures selected depend on the auditor's judgment, including the assessment of the risks of material misstatement of the financial statements, whether due to fraud or error. In making those risk assessments, the auditor considers internal control relevant to the District's preparation and fair presentation of the financial statements in order to design audit procedures that are appropriate in the circumstances, but not for the purpose of expressing an opinion on the effectiveness of the District's internal control. Accordingly, we express no such opinion. An audit also includes evaluating the appropriateness of accounting policies used and the reasonableness of significant accounting estimates made by management, as well as evaluating the overall presentation of the financial statements.

We believe that the audit evidence we have obtained is sufficient and appropriate to provide a basis for our audit opinions.

## ***Opinions***

In our opinion, the financial statements referred to above present fairly, in all material respects, the respective financial position of the governmental activities, each major fund, and the aggregate remaining fund information of the Baldwinsville Central School District, New York, as of June 30, 2013, and the respective changes in financial position and, where applicable, cash flows thereof for the year then ended in accordance with accounting principles generally accepted in the United States of America.

## ***Other Matters***

### *Required Supplementary Information*

Accounting principles generally accepted in the United States of America require that the management's discussion and analysis, budgetary comparison information and schedule of funding progress postemployment benefit plan on pages 4–13 and 42–44 be presented to supplement the basic financial statements. Such information, although not a part of the basic financial statements, is required by the Governmental Accounting Standards Board who considers it to be an essential part of financial reporting for placing the basic financial statements in an appropriate operational, economic, or historical context. We have applied certain limited procedures to the required supplementary information in accordance with auditing standards generally accepted in the United States of America, which consisted of inquiries of management about the methods of preparing the information and comparing the information for consistency with management's responses to our inquiries, the basic financial statements, and other knowledge we obtained during our audit of the basic financial statements. We do not express an opinion or provide any assurance on the information because the limited procedures do not provide us with sufficient evidence to express an opinion or provide any assurance.


### *Other Information*

Our audit was conducted for the purpose of forming opinions on the financial statements that collectively comprise the Baldwinsville Central School District, New York's basic financial statements. The accompanying supplementary information as listed in the table of contents and schedule of expenditures of federal awards, as required by Office of Management and Budget Circular A-133, Audits of States, Local Governments, and Non-Profit Organizations are presented for purposes of additional analysis and are not a required part of the basic financial statements.

The accompanying supplementary information as listed in the table of contents and schedule of expenditures of federal awards, as required by Office of Management and Budget Circular A-133, Audits of States, Local Governments, and Non-Profit Organizations is the responsibility of management and was derived from and relates directly to the underlying accounting and other records used to prepare the basic financial statements. Such information has been subjected to the auditing procedures applied in the audit of the basic financial statements and certain additional procedures, including comparing and reconciling such information directly to the underlying accounting and other records used to prepare the basic financial statements or to the basic financial statements themselves, and other additional procedures in accordance with auditing standards generally accepted in the United States of America. In our opinion, the *accompanying supplementary information as listed in the table of contents and schedule of expenditures of federal awards, as required by Office of Management and Budget Circular A-133, Audits of States, Local Governments, and Non-Profit Organizations* is fairly stated, in all material respects, in relation to the basic financial statements as a whole.

**Other Reporting Required by *Government Auditing Standards***

In accordance with *Government Auditing Standards*, we have also issued our report dated September 25, 2013 on our consideration of the Baldwinsville Central School District, New York's internal control over financial reporting and on our tests of its compliance with certain provisions of laws, regulations, contracts, and grant agreements and other matters. The purpose of that report is to describe the scope of our testing of internal control over financial reporting and compliance and the results of that testing, and not to provide an opinion on internal control over financial reporting or on compliance. That report is an integral part of an audit performed in accordance with *Government Auditing Standards* in considering Baldwinsville Central School District, New York's internal control over financial reporting and compliance.

A handwritten signature in black ink that reads "Raymond F. Wager, CPA, PC". The signature is written in a cursive style with a large, looping initial 'R'.

September 25, 2013

**Baldwinsville Central School District**

**Management's Discussion and Analysis**

**For the Fiscal Year Ended June 30, 2013**

The following is a discussion and analysis of the School District's financial performance for the fiscal year ended June 30, 2013. This section is a summary of the School District's financial activities based on currently known facts, decisions, and/or conditions. It is also based on both the government-wide and fund-based financial statements. The results of the current year are discussed in comparison with the prior year, with an emphasis placed on the current year. This section is only an introduction and should be read in conjunction with the School District's financial statements, which immediately follow this section.

**Financial Highlights**

At the close of the fiscal year, the total assets (what the district owns) exceeded its total liabilities (what the district owes) by \$28,912,882 (net position) a decrease of \$9,547,493 from the prior year. The decrease was a result of the increase in OPEB liability of \$11,257,545.

General revenues which include State and Federal Aid and Property Taxes accounted for \$88,618,927 or 95% of all revenues. Program specific revenues in the form of Charges for Services and Operating Grants and Contributions accounted for \$4,240,426 or 5% of total revenues.

As of the close of the fiscal year, the School District's governmental funds reported combined fund balances of \$29,610,758, a decrease of \$8,288,008 in comparison with the prior year. The decrease was a partly the result of a change in state aid wherein we do not receive aid for capital projects until the Final Building Project Report is submitted to the State Education department. The bulk of the decrease is due to the timing of capital project financing. Phase II of a project approved by the voters in 2008-09 will be finished late in the Fall of 2013. At that point we will put long term financing in place and pay off our Bond Anticipation Note.

**Overview of the Financial Statements**

This management's discussion and analysis is intended to serve as an introduction to the School District's basic financial statements. The School District's basic financial statements are comprised of three components: (1) government-wide financial statements, (2) fund financial statements and (3) notes to the financial statements. This report also contains individual fund statements and schedules in addition to the basic financial statements.

*Government-Wide Financial Statements*

The *government-wide financial statements* are designed to provide readers with a broad overview of the School District's finances, in a manner similar to a private-sector business.

The *statement of net position* presents information on all of the School District's assets and liabilities, with the difference between the two reported as *net position*. Over time, increases or decreases in net position may serve as a useful indicator of whether the financial position of the School District is improving or deteriorating.

The *statement of activities* presents information showing how the government's net position changed during the most recent fiscal year. All changes in net position are reported as soon as the underlying event giving rise to the change occurs, regardless of the timing of related cash flows.

The *governmental* activities of the School District include instruction, pupil transportation, cost of food sales, general administrative support, community service, and interest on long-term debt.

The government-wide financial statements can be found on the pages immediately following this section as the first two pages of the basic financial statements.

### *Fund Financial Statements*

A *fund* is a grouping of related accounts that is used to maintain control over resources that have been segregated for specific activities or objectives. The School District, like other state and local governments, uses fund accounting to ensure and demonstrate compliance with finance related legal requirements. All of the funds of the School District can be divided into two categories: governmental funds and fiduciary funds.

*Governmental funds* are used to account for essentially the same functions reported as *governmental activities* in the government-wide financial statements. However, unlike the government-wide financial statements, governmental fund financial statements focus on *near-term inflows and outflows of spendable resources*, as well as on *balances of spendable resources* available at the end of the fiscal year. Such information may be useful in evaluating the School District's near-term financing requirements.

Because the focus of governmental funds is narrower than that of the government-wide financial statements, it is useful to compare the information presented for *governmental funds* with similar information presented for *governmental activities* in the government-wide financial statements. By doing so, readers may better understand the long-term impact of the government's near term financing decisions. Both the governmental fund balance sheet and the governmental fund statement of revenues, expenditures, and changes in fund balances provide a reconciliation to facilitate this comparison between *governmental funds* and *governmental activities*.

The School District maintains seven individual governmental funds; General Fund, 2008-09 Renovation Capital Project, Special Aid Fund, School Lunch Fund, Library Fund, Debt Service Fund and 2012-13 Bus Purchases Project. Information is presented separately in the governmental fund balance sheet and in the governmental fund statement of revenues, expenditures and changes in fund balances for the general fund and the 2008-09 renovation capital project which are reported as major funds. Data for the special aid fund, the school lunch fund, the library fund, the debt service fund, and the 2012-13 bus purchases project are aggregated into a single column and reported as non-major funds.

The School District adopts and voters approve an annual budget for its General Fund. A budgetary comparison statement has been provided for the General Fund within the basic financial statements to demonstrate compliance with the budget.

The *Fiduciary Funds* are used to account for assets held by the School District in an agency capacity which accounts for assets held by the School District on behalf of others. Fiduciary funds are not reflected in the government-wide financial statement because the resources of these funds are *not* available to support the School District's programs.

The financial statements for the governmental and fiduciary funds can be found in the basic financial statement section of this report.

<b>Major Feature of the District-Wide and Fund Financial Statements</b>			
	<b>Government-Wide Statements</b>	<b>Fund Financial Statements</b>	
		<b>Governmental Funds</b>	<b>Fiduciary Funds</b>
Scope	Entire District (except fiduciary funds)	The activities of the School District that are not proprietary or fiduciary, such as special education and building maintenance	Instances in which the School District administers resources on behalf of someone else, such as scholarship programs and student activities monies
Required financial statements	Statement of net position Statement of activities	Balance sheet Statement of revenues, expenditures, and changes in fund balance	Statement of fiduciary net position Statement of changes in fiduciary net position
Accounting basis and measurement focus	Accrual accounting and economic resources focus	Modified accrual accounting and current financial focus	Accrual accounting and economic resources focus
Type of asset/liability information	All assets and liabilities, both financial and capital, short-term and long-term	Generally, assets expected to be used up and liabilities that come due during the year or soon thereafter; no capital assets or long-term liabilities included	All assets and liabilities, both short-term and long-term; funds do not currently contain capital assets, although they can
Type of inflow/outflow information	All revenues and expenses during year, regardless of when cash is received or paid	Revenues for which cash is received during or soon after the end of the year; expenditures when goods or services have been received and the related liability is due and payable	All additions and deductions during the year, regardless of when cash is received or paid

*Notes to the Financial Statements*

The notes provide additional information that is essential to a full understanding of the data provided in the government-wide and fund financial statements. The notes to the financial statements can be found following the basic financial statement section of this report.

**Government-Wide Statements**

The government-wide statements report information about the District as a whole using accounting methods similar to those used by private-sector companies. The statement of net position includes all the School District's assets and liabilities. All of the current year's revenues and expenses are accounted for in the statement of activities regardless of when cash is received or paid.

The two government-wide statements report the District's net position and how they have changed. Net position, the difference between the District's assets and liabilities, is one way to measure the District's financial health or position. Over time, increases or decreases in the District's net position are an indicator of whether its financial position is improving or deteriorating, respectively. Additional non-financial factors such as changes in the District's property tax base and the condition of the school buildings and facilities must also be considered to assess the District's overall health.



All of the District's services are reported in the government-wide financial statements as governmental activities. Most of the District's basic services are included here, such as regular and special education, transportation and administration. Property taxes, federal and state aid, and investment earnings finance most of these activities.

**Financial Analysis of the School District As A Whole**

**Net Position**

The District's combined net position were smaller on June 30, 2013, than they were the year before, decreasing by 25% to \$28,912,882 as shown in table below.

	<u>Governmental Activities</u>		<u>Total</u>
	<u>2013</u>	<u>2012</u>	<u>Variance</u>
<b><u>ASSETS:</u></b>			
Current and Other Assets	\$ 50,476,336	\$ 53,646,132	\$ (3,169,796)
Capital Assets	83,199,103	76,674,486	6,524,617
<b>Total Assets</b>	<b>\$ 133,675,439</b>	<b>\$ 130,320,618</b>	<b>\$ 3,354,821</b>
<b><u>LIABILITIES:</u></b>			
Long-Term Debt Obligations	\$ 83,710,522	\$ 75,737,733	\$ 7,972,789
Other Liabilities	21,052,035	16,122,510	4,929,525
<b>Total Liabilities</b>	<b>\$ 104,762,557</b>	<b>\$ 91,860,243</b>	<b>\$ 12,902,314</b>
<b><u>NET POSITION:</u></b>			
Net Investment in Capital			
Assets	\$ 48,163,567	\$ 46,883,236	\$ 1,280,331
<u>Restricted For,</u>			
Reserve for ERS	8,876,788	8,309,981	566,807
Accrued Benefit Liability Reserve	4,770,387	4,804,186	(33,799)
Other Purposes	8,897,260	8,148,285	748,975
Unrestricted	(41,795,120)	(29,685,313)	(12,109,807)
<b>Total Net Position</b>	<b>\$ 28,912,882</b>	<b>\$ 38,460,375</b>	<b>\$ (9,547,493)</b>

The District's financial position is the product of many factors.

By far, the largest component of the School District's net position reflects its investment in capital assets, less any related debt used to acquire those assets that is still outstanding. The School District uses these capital assets to provide services to the students and consequently, these assets are not available for future spending. Although the School District's investment in its capital assets is reported net of related debt, it should be noted that the resources needed to repay this debt must be provided from other sources, since the capital assets themselves cannot be used to liquidate these liabilities.

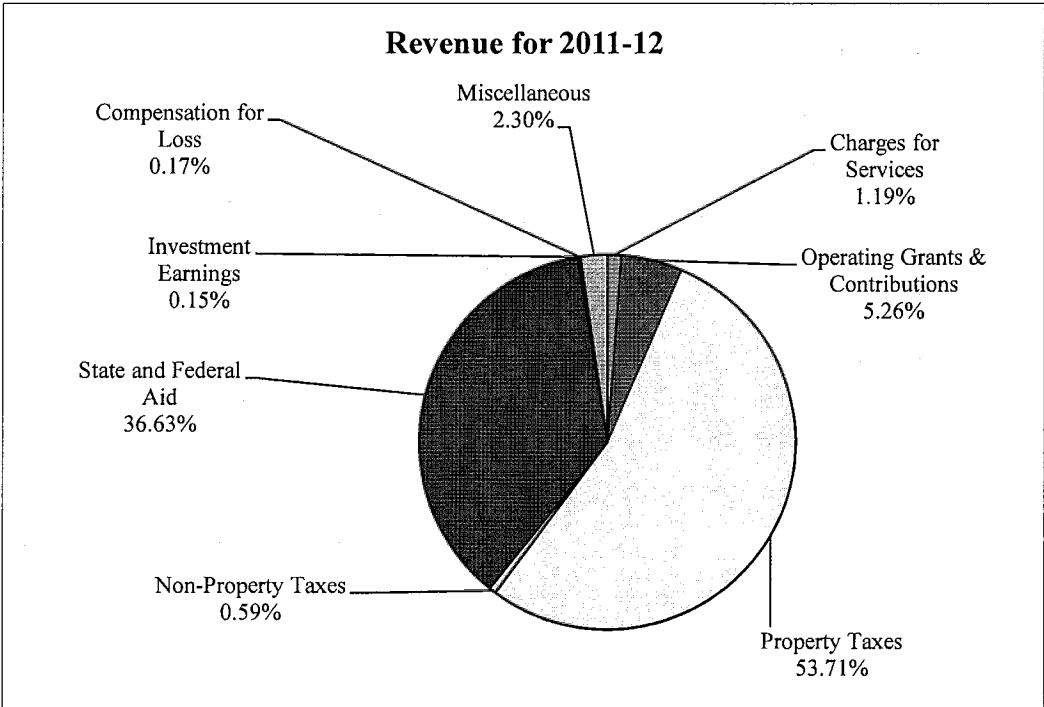
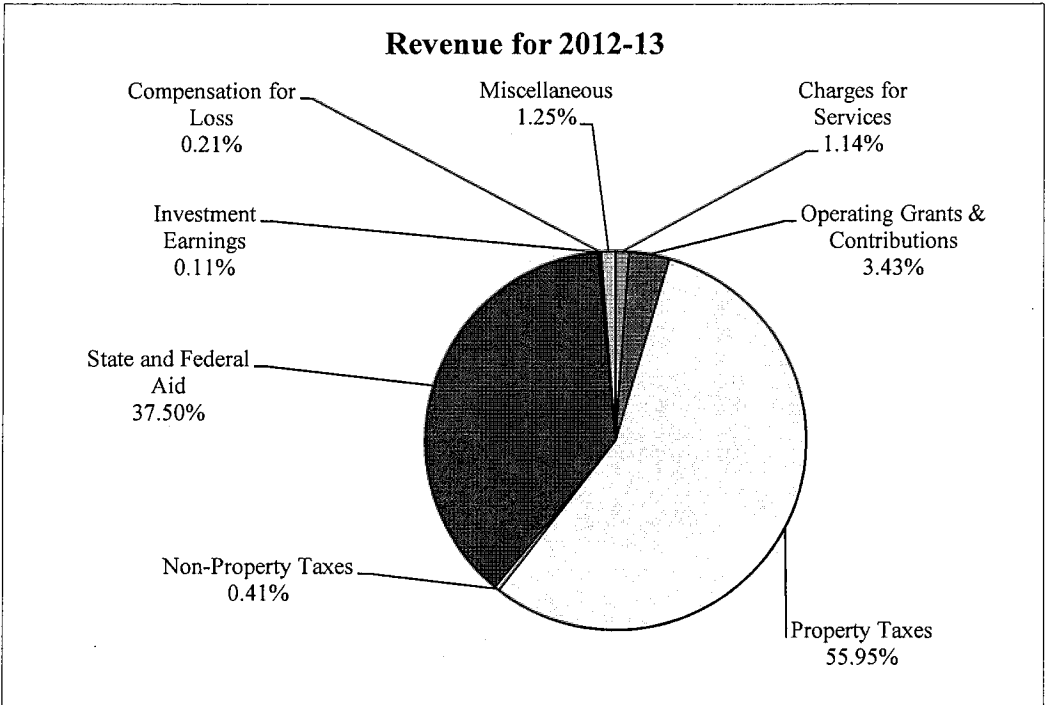
There are three restricted net asset balances, Reserve for ERS, Accrued Benefit Liability Reserve, and Other Purposes. The remaining balance is a deficit unrestricted net position which totals (\$41,795,120).

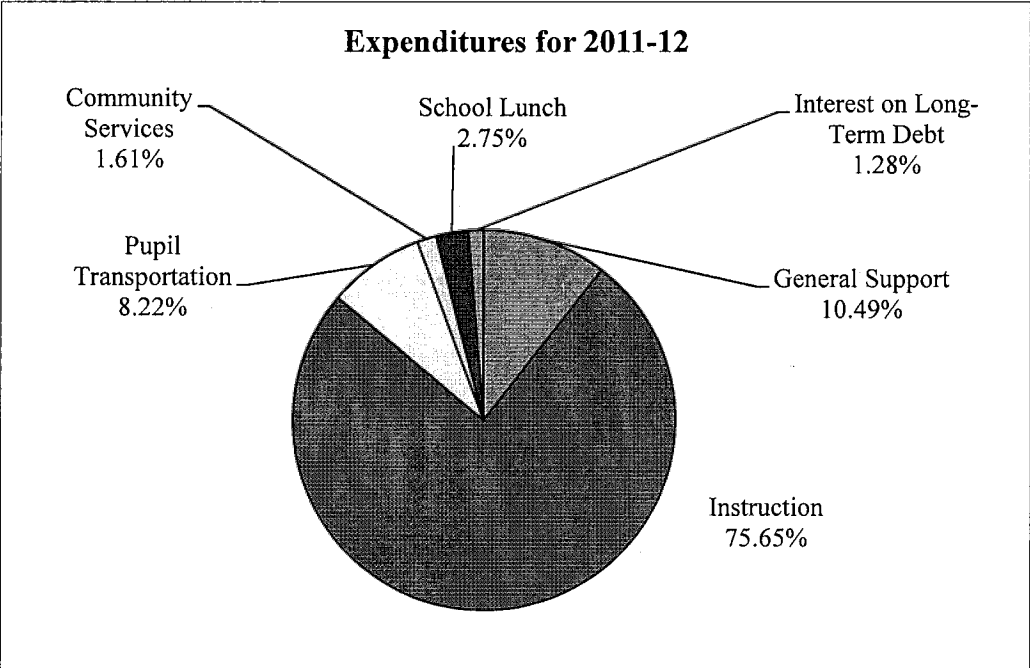

**Changes in Net position**

The District's total revenue decreased 1% to \$92,859,353. State and federal aid 38% and property taxes 56% accounted for most of the District's revenue. The remaining 6% of the revenue comes from operating grants, charges for services, non property taxes, investment earnings, compensation for loss, and miscellaneous revenues.

The total cost of all the programs and services increased 5% to \$102,406,846. The District's expenses are predominately related to education and caring for the students (Instruction) 76%. General support which included expenses associated with the operation, maintenance and administration of the District accounted for 10% of the total costs. See table below:

	<b><u>Governmental Activities</u></b>		<b><u>Total</u></b>
	<b><u>2013</u></b>	<b><u>2012</u></b>	<b><u>Variance</u></b>
<b><u>REVENUES:</u></b>			
<b><u>Program -</u></b>			
Charges for Services	\$ 1,056,488	\$ 1,116,162	\$ (59,674)
Operating Grants & Contributions	3,183,938	4,931,840	(1,747,902)
Total Program	<u>\$ 4,240,426</u>	<u>\$ 6,048,002</u>	<u>\$ (1,807,576)</u>
<b><u>General -</u></b>			
Property Taxes	\$ 51,956,583	\$ 50,354,556	\$ 1,602,027
Non Property Taxes	378,490	552,461	(173,971)
State and Federal Aid	34,819,481	34,339,413	480,068
Investment Earnings	100,284	136,315	(36,031)
Compensation for Loss	197,863	157,850	40,013
Miscellaneous	1,166,226	2,165,642	(999,416)
Total General	<u>\$ 88,618,927</u>	<u>\$ 87,706,237</u>	<u>\$ 912,690</u>
<b>TOTAL REVENUES</b>	<b><u>\$ 92,859,353</u></b>	<b><u>\$ 93,754,239</u></b>	<b><u>\$ (894,886)</u></b>
<b><u>SPECIAL ITEM:</u></b>			
Advance Refunding	<u>\$ -</u>	<u>\$ 25,000</u>	<u>\$ (25,000)</u>
<b><u>EXPENSES:</u></b>			
General Support	\$ 10,374,155	\$ 10,237,136	\$ 137,019
Instruction	77,578,879	73,782,238	3,796,641
Pupil Transportation	9,642,245	8,020,319	1,621,926
Community Services	1,588,230	1,572,991	15,239
School Lunch	1,806,356	2,687,247	(880,891)
Interest on Long-Term Debt	1,416,981	1,246,383	170,598
<b>TOTAL EXPENSES</b>	<b><u>\$ 102,406,846</u></b>	<b><u>\$ 97,546,314</u></b>	<b><u>\$ 4,860,532</u></b>
<b>INCREASE IN NET POSITION</b>	<b><u>\$ (9,547,493)</u></b>	<b><u>\$ (3,767,075)</u></b>	<b><u>\$ (5,780,418)</u></b>





**Financial Analysis of the School District's Funds**

The financial performance of the District as a whole is reflected in its governmental funds. As the District completed the year, its governmental funds reported combined fund balances of \$29,610,758 which is less than last year's ending fund balance of \$37,898,766.

The General Fund is the chief operating fund of the District. At the end of the current year, the total fund balance of the General Fund was \$35,338,580. Fund balance for the General Fund increased by \$299,763 compared with the prior year. See table below:

<b><u>General Fund Balances:</u></b>	<b><u>2013</u></b>	<b><u>2012</u></b>	<b><u>Variance</u></b>
Nonspendable	\$ 1,732,607	\$ 2,308,189	\$ (575,582)
Restricted	22,466,835	21,097,995	1,368,840
Assigned	7,339,442	7,935,985	(596,543)
Unassigned	3,799,697	3,696,648	103,049
<b>Total General Fund Balances</b>	<b><u>\$ 35,338,581</u></b>	<b><u>\$ 35,038,817</u></b>	<b><u>\$ 299,764</u></b>

The District appropriated \$5,479,344 from reserves for the 2013-14 budget.

**General Fund Budgetary Highlights**

The difference between the original budget and the final amended budget was \$1,079,228. This change is attributable to \$989,228 of carryover encumbrances from the 2011-12 school year and \$90,000 from a grant in aid.

The key factors for budget variances in the general fund are listed below along with explanations for each.

<b>Expenditure Items:</b>	<b>Budget Variance Original Vs. Amended</b>	<b>Explanation for Budget Variance</b>
Central Services	\$280,729	The District transferred funds into our Building Repair code to do much needed repairs to our athletic track in the summer of 2012. We also pooled equipment monies and purchased needed floor care equipment for our 8 instructional buildings.
Teaching-Regular School	\$404,025	The District made transfers into Teaching Regular School salary codes due to concerns about budget negatives

<b>Revenue Items:</b>	<b>Budget Variance Amended Vs. Actual</b>	<b>Explanation for Budget Variance</b>
Non-Property Taxes	\$155,052	Sales tax revenue from Onondaga County came in higher than expected.
Miscellaneous	\$733,006	Refunds for prior year's expenses (from OCMBOCES) were higher than expected. The District also received funds for the Medicaid Part D (subsidy) catch up.
State Sources	\$291,138	State Aid from NYS was higher than expected.
Federal Sources	\$155,373	Medicaid reimbursement for Special Education students was higher than expected.
<b>Expenditure Items:</b>	<b>Budget Variance Amended Vs. Actual</b>	<b>Explanation for Budget Variance</b>
Central Services	\$1,219,724	The District budgeted energy expenses high to allow for spikes in cost.
Teaching-Regular School	\$531,410	Overestimated costs for 2012-13.
Programs for Children with Handicapping Conditions	\$394,967	The District budgets expenses in this area high to allow for Special Education students moving into the District each year.
Pupil Transportation	\$307,445	The District budgeted fuel expenses high to allow for spikes in cost.
Employee Benefits	\$2,833,139	Budgeted health insurance and pension costs high for 2012-13.
Transfers-Out	\$568,479	Over budgeted debt service for 2012-13.

### Capital Asset and Debt Administration

#### Capital Assets

By the end of the 2012-13 fiscal year, the District had invested \$83,199,103 in a broad range of capital assets, including land, buildings and improvements, and machinery and equipment. The change in capital assets, net of accumulated depreciation, is reflected below:

	<u>2013</u>	<u>2012</u>
Land	\$ 1,833,691	\$ 1,833,691
Buildings and Improvements	77,401,071	70,879,112
Machinery and Equipment	3,964,341	3,961,683
<b>Total</b>	<b><u>\$ 83,199,103</u></b>	<b><u>\$ 76,674,486</u></b>

#### Long-Term Debt

At year end, the District had \$83,710,522 in general obligation bonds and other long-term debt outstanding as follows:

<u>Type</u>	<u>2013</u>	<u>2012</u>
Serial Bonds	\$ 28,161,000	\$ 31,316,108
OPEB Liability	53,542,854	42,285,309
Compensated Absences	2,006,668	2,136,316
<b>Total Long-Term Obligations</b>	<b><u>\$ 83,710,522</u></b>	<b><u>\$ 75,737,733</u></b>

## **Factors Bearing on the District's Future**

Given the last several years the future fiscal picture for New York's school districts remain a challenge. In 2012-13 the District ended the fiscal year with a surplus of \$299,763. This is compared to \$2.1 million dollars in 2011-12. The District, in the face of increasing costs and the 2% tax cap on property taxes imposed by the State of New York, has responded. We have stripped out much of our budgeted fund balance – running the District on a leaner budget. We have been negotiating with our bargaining units for increase employee contributions for benefits while limiting pay raises. This is not easy to do in a labor state such as New York but our unions have been working with us.

The New York State economy is in the doldrums. Taxes collected by the state have been flat and the state continues to projecting deficits for future years. This means state aid to school districts will remain flat at best, with the real probability of further aid cuts in the next few years. The state has also chosen to limit local governments' ability to raise taxes through a 2% tax cap. For Baldwinsville CSD 2% is approximately \$1 million dollars. While we see future expenses growing at multiples of this \$1 million our budget challenges are obvious. The District, unlike state and local municipalities must face their voters every year at budget time each May. We need to provide educational programing that our community will support. We provide an excellent program that encourages families to move into our community. Our demographic losses have been lower than many other communities in Central New York. One reason is the quality of the schooling. For this reason the District is committed to using fund balance to fund part of our educational program. While some would argue doing this over the long term is not healthy; we do not see an alternative at present.

We continue to struggle financially with the many mandates we operate under. An example of this is occurring in School Lunch. There are new burdensome federal regulations on all manner of things: portion size, salt, protein and a total ban on white bread. This is being done under the guise of fighting obesity. All of this for a group of customers who only eat 16% of their annual meals at school. We expected to see an erosion of our revenues in 2012-13 in School Lunch due to these regulations. We were unfortunately correct – we lost over \$100,000 in School Lunch this past year. For 2013-14 we have cut five (5) staff positions in School Lunch in reaction to this loss. We will continue to work with our elected representatives to bring real mandate relief to school districts in New York State.

We have been aggressively studying ways to reduce expenses including: closing an elementary school building and transferring students to the remaining schools; we are looking at the distances within which we transport students looking for economies; we became self-insured for health insurance a couple of years ago; we are members of consortiums for purchase of fuel, natural gas, electricity and worker's compensation insurance. We continue meeting with other local governments to share costs and perhaps facilities. These types of expense reduction efforts will continue.

The District remains committed to being a force in the community and region for educational excellence and prudent management.

## **Contacting the School District's Financial Management**

This financial report is designed to provide the District's citizens, taxpayers, customers, investors, and creditors with a general overview of the District's finances and to demonstrate the District's accountability for the money it receives. Questions concerning any of the information provided in this report or requests for additional information should be addressed to the following:

Baldwinsville Central School District  
29 East Oneida Street Complex  
Baldwinsville, New York 13027  
Attn: Mr. James J. Rodems  
Assistant Superintendent for Management Services

**BALDWINSVILLE CENTRAL SCHOOL DISTRICT, NEW YORK**

**Statement of Net Position**

**June 30, 2013**

	<b>Governmental Activities</b>
<b>ASSETS</b>	
Cash and cash equivalents	\$ 43,557,886
Accounts receivable	6,377,303
Inventories	51,747
Prepaid items	489,400
<b>Capital Assets:</b>	
Land	1,833,691
Other capital assets (net of depreciation)	81,365,412
<b>TOTAL ASSETS</b>	<b><u>\$ 133,675,439</u></b>
<b>LIABILITIES</b>	
Accounts payable	\$ 1,710,120
Accrued liabilities	3,994,408
Unearned revenues	128,834
Due to other governments	1,707
Due to teachers' retirement system	4,410,822
Due to employees' retirement system	582,144
Bond anticipation notes payable	10,224,000
<b>Long-Term Obligations:</b>	
Due in one year	4,526,000
Due in more than one year	79,184,522
<b>TOTAL LIABILITIES</b>	<b><u>\$ 104,762,557</u></b>
<b>NET POSITION</b>	
Net investment in capital assets	\$ 48,163,567
<b>Restricted For:</b>	
Reserve for employee retirement system	8,876,788
Accrued benefit liability reserve	4,770,387
Other purposes	8,897,260
Unrestricted	(41,795,120)
<b>TOTAL NET POSITION</b>	<b><u>\$ 28,912,882</u></b>



**BALDWINVILLE CENTRAL SCHOOL DISTRICT, NEW YORK**  
**Statement of Activities and Changes in Net Position**  
**For Year Ended June 30, 2013**

<u>Functions/Programs</u>	<u>Expenses</u>	<u>Program Revenues</u>		<u>Net (Expense)</u>
		<u>Charges for</u>	<u>Operating</u>	<u>Revenue and</u>
		<u>Services</u>	<u>Grants and</u>	<u>Changes in</u>
			<u>Contributions</u>	<u>Net Position</u>
				<u>Governmental</u>
				<u>Activities</u>
<b>Primary Government -</b>				
General support	\$ 10,374,155	\$ -	\$ -	\$ (10,374,155)
Instruction	77,578,879	134,111	2,551,426	(74,893,342)
Pupil transportation	9,642,245	-	-	(9,642,245)
Community services	1,588,230	-	-	(1,588,230)
School lunch	1,806,356	922,377	632,512	(251,467)
Interest	1,416,981	-	-	(1,416,981)
<b>Total Primary Government</b>	<b>\$ 102,406,846</b>	<b>\$ 1,056,488</b>	<b>\$ 3,183,938</b>	<b>\$ (98,166,420)</b>

**General Revenues:**

Property taxes	\$ 51,956,583
Non property taxes	378,490
State and federal aid	34,819,481
Investment earnings	100,284
Compensation for loss	197,863
Miscellaneous	1,166,226
<b>Total General Revenues</b>	<b>\$ 88,618,927</b>
Changes in Net Position	\$ (9,547,493)
<b>Net Position, Beginning of Year</b>	<b>38,460,375</b>
<b>Net Position, End of Year</b>	<b>\$ 28,912,882</b>

**BALDWINSVILLE CENTRAL SCHOOL DISTRICT, NEW YORK**

**Balance Sheet**

**Governmental Funds**

**June 30, 2013**

	<b>General Fund</b>	<b>2008-09 Renovation Project</b>	<b>Nonmajor Governmental Funds</b>	<b>Total Governmental Funds</b>
<b>ASSETS</b>				
Cash and cash equivalents	\$ 37,897,205	\$ 4,706,294	\$ 954,387	\$ 43,557,886
Receivables	5,610,511	-	766,792	6,377,303
Inventories	-	-	51,747	51,747
Due from other funds	733,494	-	219,746	953,240
Prepaid items	489,400	-	-	489,400
<b>TOTAL ASSETS</b>	<b><u>\$ 44,730,610</u></b>	<b><u>\$ 4,706,294</u></b>	<b><u>\$ 1,992,672</u></b>	<b><u>\$ 51,429,576</u></b>
<b>LIABILITIES AND FUND BALANCES</b>				
<b>Liabilities -</b>				
Accounts payable	\$ 401,708	\$ 1,262,568	\$ 45,844	\$ 1,710,120
Accrued liabilities	3,762,283	1,488	44,180	3,807,951
Notes payable - bond anticipation notes	-	10,224,000	-	10,224,000
Due to other funds	140,922	92,775	719,543	953,240
Due to other governments	-	-	1,707	1,707
Due to TRS	4,410,822	-	-	4,410,822
Due to ERS	582,144	-	-	582,144
Unearned revenue	94,151	-	34,683	128,834
<b>TOTAL LIABILITIES</b>	<b><u>\$ 9,392,030</u></b>	<b><u>\$ 11,580,831</u></b>	<b><u>\$ 845,957</u></b>	<b><u>\$ 21,818,818</u></b>
<b>Fund Balances -</b>				
Nonspendable	\$ 1,732,607	\$ -	\$ 51,747	\$ 1,784,354
Restricted	22,466,835	-	77,600	22,544,435
Assigned	7,339,442	-	1,017,368	8,356,810
Unassigned	3,799,696	(6,874,537)	-	(3,074,841)
<b>TOTAL FUND BALANCE</b>	<b><u>\$ 35,338,580</u></b>	<b><u>\$ (6,874,537)</u></b>	<b><u>\$ 1,146,715</u></b>	<b><u>\$ 29,610,758</u></b>
<b>TOTAL LIABILITIES AND FUND BALANCES</b>	<b><u>\$ 44,730,610</u></b>	<b><u>\$ 4,706,294</u></b>	<b><u>\$ 1,992,672</u></b>	

**Amounts reported for governmental activities in the Statement of Net Position are different because:**

Capital assets used in governmental activities are not financial resources and therefore are not reported in the funds.	\$ 83,199,103
Interest is accrued on outstanding bonds in the statement of net position but not in the funds.	(186,457)
The following long-term obligations are not due and payable in the current period and therefore are not reported in the governmental funds:	
Serial bonds payable	(28,161,000)
OPEB	(53,542,854)
Compensated absences	(2,006,668)
<b>Net Position of Governmental Activities</b>	<b><u>\$ 28,912,882</u></b>

**BALDWINVILLE CENTRAL SCHOOL DISTRICT, NEW YORK**  
**Statement of Revenues, Expenditures and Changes in Fund Balances**  
**Governmental Funds**  
**For Year Ended June 30, 2013**

	<u>General</u> <u>Fund</u>	<u>2008-09</u> <u>Renovation</u> <u>Project</u>	<u>Nonmajor</u> <u>Governmental</u> <u>Funds</u>	<u>Total</u> <u>Governmental</u> <u>Funds</u>
<b>REVENUES</b>				
Real property taxes and tax items	\$ 50,632,319	\$ -	\$ 1,324,264	\$ 51,956,583
Non-property taxes	378,490	-	-	378,490
Charges for services	99,355	-	34,756	134,111
Use of money and property	98,565	-	1,719	100,284
Sale of property and compensation for loss	197,863	-	-	197,863
Miscellaneous	913,006	-	109,675	1,022,681
State sources	34,521,051	-	466,736	34,987,787
Federal sources	255,373	-	2,760,259	3,015,632
Sales	-	-	922,377	922,377
Premium on obligations issued	-	-	143,545	143,545
<b>TOTAL REVENUES</b>	<b><u>\$ 87,096,022</u></b>	<b><u>\$ -</u></b>	<b><u>\$ 5,763,331</u></b>	<b><u>\$ 92,859,353</u></b>
<b>EXPENDITURES</b>				
General support	\$ 7,259,884	\$ -	\$ -	\$ 7,259,884
Instruction	45,567,834	-	2,571,524	48,139,358
Pupil transportation	5,598,238	-	105,734	5,703,972
Community services	-	-	2,178,797	2,178,797
Employee benefits	22,709,620	-	500,474	23,210,094
Debt service - principal	-	-	4,086,108	4,086,108
Debt service - interest	-	-	1,605,668	1,605,668
Cost of sales	-	-	734,779	734,779
Other expenses	-	-	655,306	655,306
Capital outlay	-	8,504,395	-	8,504,395
<b>TOTAL EXPENDITURES</b>	<b><u>\$ 81,135,576</u></b>	<b><u>\$ 8,504,395</u></b>	<b><u>\$ 12,438,390</u></b>	<b><u>\$ 102,078,361</u></b>
<b>EXCESS (DEFICIENCY) OF REVENUES</b>				
<b>OVER EXPENDITURES</b>	<b><u>\$ 5,960,446</u></b>	<b><u>\$ (8,504,395)</u></b>	<b><u>\$ (6,675,059)</u></b>	<b><u>\$ (9,219,008)</u></b>
<b>OTHER FINANCING SOURCES (USES)</b>				
Transfers - in	\$ -	\$ 105,000	\$ 5,558,621	\$ 5,663,621
Transfers - out	(5,660,683)	-	(2,938)	(5,663,621)
Proceeds from obligations	-	-	931,000	931,000
<b>TOTAL OTHER FINANCING SOURCES (USES)</b>	<b><u>\$ (5,660,683)</u></b>	<b><u>\$ 105,000</u></b>	<b><u>\$ 6,486,683</u></b>	<b><u>\$ 931,000</u></b>
<b>EXCESS (DEFICIENCY) OF REVENUES AND</b>				
<b>OTHER FINANCING SOURCES OVER</b>				
<b>EXPENDITURES AND OTHER FINANCING USES</b>	<b><u>\$ 299,763</u></b>	<b><u>\$ (8,399,395)</u></b>	<b><u>\$ (188,376)</u></b>	<b><u>\$ (8,288,008)</u></b>
<b>FUND BALANCE, BEGINNING OF YEAR</b>	<b><u>35,038,817</u></b>	<b><u>1,524,858</u></b>	<b><u>1,335,091</u></b>	<b><u>37,898,766</u></b>
<b>FUND BALANCE, END OF YEAR</b>	<b><u>\$ 35,338,580</u></b>	<b><u>\$ (6,874,537)</u></b>	<b><u>\$ 1,146,715</u></b>	<b><u>\$ 29,610,758</u></b>

(See accompanying notes to financial statements)

**BALDWINSVILLE CENTRAL SCHOOL DISTRICT, NEW YORK**  
**Reconciliation of Governmental Funds Statement of Revenues, Expenditures, and Changes in**  
**Fund Balances of Governmental Funds to Statement of Activities**  
**For Year Ended June 30, 2013**

**NET CHANGE IN FUND BALANCES -**  
**TOTAL GOVERNMENTAL FUNDS**

\$ (8,288,008)

Amounts reported for governmental activities in the Statement of Activities are different because: Governmental funds report capital outlays as expenditures. However, in the Statement of Activities the cost of those assets is allocated over their estimated useful lives and reported as depreciation expense. The following are the amounts by which capital outlays and additions of assets exceeded depreciation in the current period:

Capital Outlay	\$	8,439,754
Additions to Assets, Net		1,057,406
Depreciation		<u>(2,972,543)</u>

6,524,617

Bond proceeds provide current financial resources to governmental funds, but issuing debt increases long-term obligations in the Statement of Net Position. Repayment of bond principal is an expenditure in the governmental funds, but the repayment reduces long-term obligations in the Statement of Net Position. The following details these items as they effect the governmental activities:

Debt Repayments	\$	4,086,108
Proceeds from Advanced Refunding		<u>(931,000)</u>

3,155,108

In the Statement of Activities, interest is accrued on outstanding bonds, whereas in governmental funds, an interest expenditure is reported when due.

188,687

The net OPEB liability does not require the use of current financial resources and, therefore, is not reported as an expenditure in the governmental funds.

(11,257,545)

In the Statement of Activities, vacation pay, teachers' retirement incentive and judgments and claims are measured by the amount accrued during the year. In the governmental funds, expenditures for these items are measured by the amount actually paid. The following provides the differences of these items as presented in the governmental activities:

Compensated Absences		<u>129,648</u>
----------------------	--	----------------

**CHANGE IN NET ASSETS OF GOVERNMENTAL ACTIVITIES**

**\$ (9,547,493)**

**BALDWINSVILLE CENTRAL SCHOOL DISTRICT, NEW YORK**

**Statement of Fiduciary Net Position**

**June 30, 2013**

	<b>Private Purpose <u>Trust</u></b>	<b>Agency <u>Funds</u></b>
<b>ASSETS</b>		
Cash and cash equivalents	\$ 91,286	\$ 3,001,862
Receivable from general fund	-	10,100
<b>TOTAL ASSETS</b>	<b><u>\$ 91,286</u></b>	<b><u>\$ 3,011,962</u></b>
<b>LIABILITIES</b>		
Accounts payable	\$ -	\$ 2,135,141
Extraclassroom activity balances	-	170,270
Other liabilities	-	706,551
<b>TOTAL LIABILITIES</b>	<b><u>\$ -</u></b>	<b><u>\$ 3,011,962</u></b>
<b>NET POSITION</b>		
Restricted for scholarships	\$ 91,286	
<b>TOTAL NET POSITION</b>	<b><u>\$ 91,286</u></b>	

**Statement of Changes in Fiduciary Net Position**

**For the Year Ended June 30, 2013**

	<b>Private Purpose <u>Trust</u></b>
<b>ADDITIONS</b>	
Contributions	\$ 117,090
<b>TOTAL ADDITIONS</b>	<b><u>\$ 117,090</u></b>
<b>DEDUCTIONS</b>	
Scholarships and donations	\$ 147,479
<b>TOTAL DEDUCTIONS</b>	<b><u>\$ 147,479</u></b>
<b>CHANGE IN NET POSITION</b>	<b>\$ (30,389)</b>
<b>NET POSITION, BEGINNING OF YEAR</b>	<b><u>121,675</u></b>
<b>NET POSITION, END OF YEAR</b>	<b><u>\$ 91,286</u></b>

# BALDWINSVILLE CENTRAL SCHOOL DISTRICT, NEW YORK

## Notes To The Basic Financial Statements

June 30, 2013

### I. Summary of Significant Accounting Policies

The financial statements of the Baldwinsville Central School District, New York (the District) have been prepared in conformity with generally accepted accounting principles (GAAP) as applied to government units. The Governmental Accounting Standards Board (GASB) is the accepted standard setting body for establishing governmental accounting and financial reporting principles. The more significant of the District's accounting policies are described below.

#### A. Reporting Entity

The Baldwinsville Central School District is governed by the laws of New York State. The District is an independent entity governed by an elected Board of Education consisting of nine members. The President of the Board serves as the chief fiscal officer and the Superintendent is the chief executive officer. The Board is responsible for, and controls all activities related to public school education within the District. Board members have authority to make decisions, power to appoint management, and primary accountability for all fiscal matters.

The reporting entity of the District is based upon criteria set forth by GASB Statement 14, *The Financial Reporting Entity*, as amended by GASB Statement 39, *Component Units*. The financial reporting entity consists of the primary government, organizations for which the primary government is financially accountable and other organizations for which the nature and significance of their relationship with the primary government are such that exclusion would cause the reporting entity's financial statements to be misleading or incomplete.

The District is not a component unit of another reporting entity. The decision to include a potential component unit in the District's reporting entity is based on several criteria including legal standing, fiscal dependency, and financial accountability. Based on the application of these criteria, the following is a brief review of certain entities included in the District's reporting entity.

#### 1. Extraclassroom Activity Funds

The extraclassroom activity funds of the District represent funds of the students of the District. The Board of Education exercises general oversight of these funds. The extraclassroom activity funds are independent of the District with respect to its financial transactions, and the designation of student management. Separate audited financial statements (cash basis) of the extraclassroom activity funds can be found at the District's business office. The District accounts for assets held as an agency for various student organizations in an agency fund.

#### 2. Public Library

The Public Library jointly shares the services of the District Treasurer, appoints trustees for library purposes, and has title to real property used by the Library.

**(I.) (Continued)**

**B. Joint Venture**

The District is a component of the Onondaga, Cortland-Madison Counties Board of Cooperative Educational Services (BOCES). The BOCES is a voluntary, cooperative association of school districts in a geographic area that shares planning, services, and programs which provide educational and support activities. There is no authority or process by which a school district can terminate its status as a BOCES component.

BOCES are organized under §1950 of the New York State Education Law. A BOCES Board is considered a corporate body. Members of a BOCES Board are nominated and elected by their component member boards in accordance with provisions of §1950 of the New York State Education Law. All BOCES property is held by the BOCES Board as a corporation (§1950(6)). In addition, BOCES Boards also are considered municipal corporations to permit them to contract with other municipalities on a cooperative basis under §119-n(a) of the New York State General Municipal Law.

A BOCES' budget is comprised of separate budgets for administrative, program, and capital costs. Each component school district's share of administrative and capital cost is determined by resident public school district enrollment as defined in Education Law, Section 1950(4)(b)(7). In addition, component districts pay tuition or a service fee for programs in which its students participate.

During the year, the District was billed \$7,549,977 for BOCES administrative and program costs.

The District's share of BOCES aid amounted to \$2,971,040.

Financial statements for the BOCES are available from the BOCES administrative office.

**C. Basis of Presentation**

**1. Districtwide Statements**

The Statement of Net Position and the Statement of Activities present financial information about the District's governmental activities. These statements include the financial activities of the overall government in its entirety, except those that are fiduciary. Eliminations have been made to minimize the double counting of internal transactions. Governmental activities generally are financed through taxes, state aid, intergovernmental revenues, and other exchange and non-exchange transactions. Operating grants include operating-specific and discretionary (either operating or capital) grants, while the capital grants column reflects capital specific grants.

The Statement of Activities presents a comparison between program expenses and revenues for each function of the District's governmental activities. Direct expenses are those that are specifically associated with and are clearly identifiable to a particular function. Indirect expenses, principally employee benefits, are allocated to functional areas in proportion to the payroll expended for those areas. Program revenues include charges paid by the recipients of goods or services offered by the programs, and grants and contributions that are restricted to meeting the operational or capital requirements of a particular program. Revenues that are not classified as program revenues, including all taxes, are presented as general revenues.

( I. ) ( Continued )

2. **Fund Statements**

The fund statements provide information about the District's funds, including fiduciary funds. Separate statements for each fund category (governmental and fiduciary) are presented. The emphasis of fund financial statements is on major governmental funds, each displayed in a separate column. All remaining governmental funds are aggregated and reported as nonmajor funds.

The District reports the following governmental funds:

a. **Major Governmental Funds**

**General Fund** - This is the District's primary operating fund. It accounts for all financial transactions that are not required to be accounted for in another fund.

**2008-09 Renovation Project** - Used to account for the financial resources used for acquisition, construction, or major repair of capital facilities.

b. **Nonmajor Governmental** - The other funds which are not considered major are aggregated and reported as nonmajor governmental funds as follows:

**Special Aid Fund** - This fund accounts for the proceeds of specific revenue sources, such as federal and state grants, that are legally restricted to expenditures for specified purposes. These legal restrictions may be imposed either by governments that provide the funds, or by outside parties.

**School Lunch Fund** - Used to account for transactions of the District's lunch, breakfast and milk programs.

**Public Library Fund** - Used to account for transactions of a library governed by a library Board of Trustees and supported by the general tax levy.

**Debt Service Fund** - This fund accounts for the accumulation of resources and the payment of principal and interest on long-term obligations for governmental activities.

**2012-13 Bus Purchases Project** - This fund is used to account for the financial resources used for acquisition of school buses.

c. **Fiduciary** - Fiduciary activities are those in which the District acts as trustee or agent for resources that belong to others. These activities are not included in the District-wide financial statements, because their resources do not belong to the District, and are not available to be used. There are two classes of fiduciary funds:



( I. ) (Continued)

**Private Purpose Trust Funds** - These funds are used to account for trust arrangements in which principal and income benefit annual third party awards and scholarships for students. Established criteria govern the use of the funds and members of the District or representatives of the donors may serve on committees to determine who benefits.

**Agency Funds** - These funds are strictly custodial in nature and do not involve the measurement of results of operations. Assets are held by the District as agent for various student groups or extraclassroom activity funds and for payroll or employee withholding.

**D. Measurement Focus and Basis of Accounting**

The District-Wide and fiduciary fund financial statements are reported using the economic resources measurement focus and the accrual basis of accounting. Revenues are recorded when earned and expenses are recorded at the time liabilities are incurred, regardless of when the related cash transaction takes place. Nonexchange transactions, in which the District gives or receives value without directly receiving or giving equal value in exchange, include property taxes, grants and donations. On an accrual basis revenue from property taxes is recognized in the fiscal year for which the taxes are levied. Revenue from grants and donations is recognized in the fiscal year in which all eligibility requirements have been satisfied.

The fund financial statements are reported using the current financial resources measurement focus and the modified accrual basis of accounting. Under this method, revenues are recognized when measurable and available. The District considers all revenues reported in the governmental funds to be available if the revenues are collected within one year after the end of the fiscal year.

Expenditures are recorded when the related fund liability is incurred, except for principal and interest on general long-term debt, claims and judgments, and compensated absences, which are recognized as expenditures to the extent they have matured. General capital asset acquisitions are reported as expenditures in governmental funds. Proceeds of general long-term debt and acquisitions under capital leases are reported as other financing sources.

**E. Property Taxes**

Real property taxes are levied annually by the Board of Education no later than September 1, and become a lien on August 27, 2012. Taxes are collected during the period September 1, 2012 to October 31, 2012.

Uncollected real property taxes are subsequently enforced by the County(ies) in which the District is located. The County(ies) pay an amount representing uncollected real property taxes transmitted to the County(ies) for enforcement to the District no later than the following April 1.

**F. Restricted Resources**

When an expense is incurred for purposes for which both restricted and unrestricted net position are available, the District's policy concerning which to apply first varies with the intended use, and with associated legal requirements, many of which are described elsewhere in these notes.

( I. ) (Continued)

**G. Interfund Transactions**

The operations of the District include transactions between funds. These transactions may be temporary in nature, such as with interfund borrowing. The District typically loans resources between funds for the purpose of providing cash flow. These interfund receivables and payables are expected to be repaid within one year. Permanent transfers of funds include the transfer of expenditures and revenues to provide financing or other services.

In the District-wide statements, the amounts reported on the Statement of Net Position for interfund receivables and payables represent amounts due between different fund types (governmental activities and fiduciary funds). Eliminations have been made for all interfund receivables and payables between the funds.

The governmental funds report all interfund transactions as originally recorded. Interfund receivables and payables may be netted on the accompanying governmental funds balance sheet when it is the District's practice to settle these amounts at a net balance based upon the right of legal offset.

Refer to Note V for a detailed disclosure by individual fund for interfund receivables, payables, expenditures, and revenues activity.

**H. Estimates**

The preparation of financial statements in conformity with accounting principles generally accepted in the United States of America requires management to make estimates and assumptions that affect the reported amount of assets and liabilities and disclosure of contingent assets and liabilities at the date of the financial statements and the reported revenues and expenses during the reporting period. Actual results could differ from those estimates. Estimates and assumptions are made in a variety of areas, including computation of encumbrances, compensated absences, potential contingent liabilities and useful lives of long-lived assets.

**I. Cash and Cash Equivalents**

The District's cash and cash equivalents consist of cash on hand, demand deposits, and short-term investments with original maturities of three months or less from the date of acquisition.

New York State Law governs the District's investment policies. Resources must be deposited in FDIC-insured commercial banks or trust companies located within the State. Permissible investments include obligations of the United States Treasury, United States Agencies, repurchase agreements and obligations of New York State or its localities.

Collateral is required for demand and time deposits and certificates of deposit not covered by FDIC insurance. Obligations that may be pledged as collateral are obligations of the United States and its agencies and obligations of the State and its municipalities and Districts.

**J. Receivables**

Receivables are shown gross, with uncollectible amounts recognized under the direct write-off method. No allowance for uncollectible accounts has been provided since it is believed that such allowance would not be material.

( I. ) (Continued)

**K. Inventory and Prepaid Items**

Inventories of food and/or supplies for school lunch are recorded at cost on a first-in, first-out basis or, in the case of surplus food, at stated value which approximates market. Purchases of inventorable items in other funds are recorded as expenditures at the time of purchase, and are considered immaterial in amount.

Prepaid items represent payments made by the District for which benefits extend beyond year end. These payments to vendors reflect costs applicable to future accounting periods and are recorded as prepaid items in both the District-wide and fund financial statements. These items are reported as assets on the statement of net position or balance sheet using the consumption method. A current asset for the prepaid amounts is recorded at the time of purchase and an expense/expenditure is reported in the year the goods or services are consumed.

**L. Capital Assets**

In the District-wide financial statements, capital assets are accounted for at historical cost or estimated historical cost if actual is unavailable, except for donated capital assets which are recorded at their estimated fair value at the date of donation.

Depreciation of all exhaustible capital assets is recorded as an allocated expense in the Statement of Activities, with accumulated depreciation reflected in the Statement of Net Position. Depreciation is provided over the assets' estimated useful lives using the straight-line method of depreciation. A capitalization threshold of \$5,000 is used to report capital assets. The range of estimated useful lives by type of assets is as follows:

<u>Class</u>	<u>Capitalization Threshold</u>	<u>Depreciation Method</u>	<u>Estimated Useful Life</u>
Buildings	\$ 50,000	SL	15-50 Years
Machinery and Equipment	\$ 5,000	SL	5-25 Years

The investment in infrastructure type assets have not been segregated for reporting purposes since all costs associated with capital projects are consolidated and reported as additions to buildings and improvements.

**M. Unearned and Deferred Revenue**

Unearned revenues are reported when potential revenues do not meet both the measurable and available criteria for recognition in the current period. Unearned revenues also arises when the District receives resources before it has a legal claim to them, as when grant monies are received prior to the incurrence of qualifying expenditures. In subsequent periods, when both recognition criteria are met, or when the District has legal claim to the resources, the liability for unearned revenues is removed and revenues are recognized.

Many deferred or unearned revenues recorded in governmental funds are not recorded in the District-wide statements.

( I.) (Continued)

**N. Vested Employee Benefits**

**1. Compensated Absences**

Sick leave eligibility and accumulation is specified in negotiated labor contracts, and in individual employment contracts. Upon retirement, resignation or death, employees may contractually receive a payment based on unused accumulated sick leave.

Certain District employees are granted vacation in varying amounts, based primarily on length of service and service position. Some earned benefits may be forfeited if not taken within varying time periods.

Consistent with GASB Statement 16, Accounting for Compensated Absences, the liability has been calculated using the vesting/termination method and an accrual for that liability is included in the District-wide financial statements. The compensated absences liability is calculated based on the pay rates in effect at year end.

In the funds statements only the amount of matured liabilities is accrued within the General Fund based upon expendable and available financial resources. These amounts are expensed on a pay-as-you-go basis.

**O. Other Benefits**

District employees participate in the New York State Employees' Retirement System and the New York State Teachers' Retirement System.

In addition to providing pension benefits, the District provides post-employment health coverage to retired employees in accordance with the provision of various employment contracts in effect at the time of retirement. Substantially all of the District's employees may become eligible for these benefits if they reach normal retirement age while working for the District. Health care benefits are provided through plans whose premiums are based on the benefits paid during the year. The cost of providing post-retirement benefits may be shared between the District and the retired employee. The District recognizes the cost of providing health insurance by recording its share of insurance premiums as an expenditure.

**P. Short-Term Debt**

The District may issue Bond Anticipation Notes (BAN), in anticipation of proceeds from the subsequent sale of bonds. These notes are recorded as current liabilities of the funds that will actually receive the proceeds from the issuance of bonds. State law requires that a BAN issued for capital purposes be converted to long-term financing within five years after the original issue date.

**Q. Accrued Liabilities and Long-Term Obligations**

Payables, accrued liabilities, and long-term obligations are reported in the district-wide financial statements. In the governmental funds, payables and accrued liabilities are paid in a timely manner and in full from current financial resources. Claims and judgments, other postemployment benefits payable and compensated absences that will be paid from governmental funds are reported as a liability in the funds financial statements only to the extent that they are due for payment in the current year. Bonds and other long-term obligations that will be paid from governmental funds are recognized as a liability in the fund financial statements when due.

( I. ) (Continued)

Long-term obligations represent the District's future obligations or future economic outflows. The liabilities are reported as due in one year or due within more than one year in the Statement of Net Position.

**R. Equity Classifications**

**1. District-Wide Statements**

In the District-wide statements there are three classes of net position:

**a. Net Investment in Capital Assets** - consists of net capital assets (cost less accumulated depreciation) reduced by outstanding balances of related debt obligations from the acquisition, constructions or improvements of those assets.

**b. Restricted Net Position** - reports net position when constraints placed on the assets or deferred outflows of resources are either externally imposed by creditors (such as through debt covenants), grantors, contributors, or laws or regulations of other governments, or imposed by law through constitutional provisions or enabling legislation.

On the Statement of Net Position the following balances represent the restricted for other purposes:

	<b><u>Total</u></b>
Workers' Compensation	\$ 1,581,588
Unemployment Costs	1,763,606
Capital Reserve	2,250,465
Tax Certiorari	412,870
Debt	77,600
Liability	<u>2,811,131</u>
<b>Total Net Position - Restricted for Other Purposes</b>	<b><u>\$ 8,897,260</u></b>

**c. Unrestricted Net Position** - reports the balance of net position that does not meet the definition of the above two classifications and is deemed to be available for general use by the District.

**2. Fund Statements**

In the fund basis statements there are five classifications of fund balance:

**a. Nonspendable Fund Balance** – Includes amounts that cannot be spent because they are either not in spendable form or legally or contractually required to be maintained intact. Nonspendable fund balance includes:

	<b><u>Total</u></b>
Inventory in school lunch	\$ 51,747
Prepaid items	489,400
Noncurrent receivables	<u>1,243,207</u>
<b>Total Nonspendable Fund Balance</b>	<b><u>\$ 1,784,354</u></b>

( I. ) (Continued)

b. **Restricted Fund Balances** – Includes amounts with constraints placed on the use of resources either externally imposed by creditors, grantors, contributors, or laws or regulations of other governments; or imposed by law through constitutional provisions or enabling legislation. All encumbrances of funds other than the general fund are classified as restricted fund balance. The District has established the following restricted fund balances:

**Capital Reserve** - According to Education Law §3651, must be used to pay the cost of any object or purpose for which bonds may be issued. The creation of a capital reserve fund requires authorization by a majority of the voters establishing the purpose of the reserve; the ultimate amount, its probable term and the source of the funds. Expenditures may be made from the reserve only for a specific purpose further authorized by the voters. The form for required legal notice for the vote on establishing and funding the reserve and the form of the proposition to be placed on the ballot are set forth in §3651 of the Education Law. The Reserve is accounted for in the General Fund under restricted fund balance. Year end balances are as follows:

<b><u>Name of Reserve</u></b>	<b><u>Maximum Funding</u></b>	<b><u>Total Funding Provided</u></b>	<b><u>Total Year to Date Balance</u></b>
2005 Capital Reserve	\$ 5,000,000	\$ 2,250,465	\$ 2,250,465

**Reserve for Debt Service** - According to General Municipal Law §6-1, the Reserve for Debt Service must be established for the purpose of retiring the outstanding obligations upon the sale of District property or capital improvement that was financed by obligations that remain outstanding at the time of the sale. Also, earnings on project monies invested together with unused proceeds are reported here.

**Employee Benefit Accrued Liability Reserve** - According to General Municipal Law §6-p, must be used for the payment of accrued employee benefits due to an employee upon termination of the employee's service. This reserve may be established by a majority vote of the Board, and is funded by budgetary appropriations and such other reserves and funds that may be legally appropriated.

**Liability Reserve** - According to General Municipal Law §1709(8)(c), must be used to pay for property loss and liability claims incurred. Separate funds for property loss and liability claims are required, and this reserve may not in total exceed 3% of the annual budget or \$15,000, whichever is greater.

**Retirement Contribution Reserve** - According to General Municipal Law §6-r, must be used financing retirement contributions. The reserve must be accounted for separate and apart from all other funds and a detailed report of the operation and condition of the fund must be provided to the Board.

( I. ) (Continued)

**Tax Certiorari Reserve** - According to General Municipal Law §3651.1-a, must be used to establish a reserve fund for tax certiorari claims and to expend from the fund without voter approval. The monies held in the reserve shall not exceed the amount which might reasonably be deemed necessary to meet anticipated judgments and claims arising out of tax certiorari proceedings. Any resources deposited to the reserve which are not expended for tax certiorari proceeding in the year such monies are deposited must be returned to the General Fund on or before the first day of the fourth fiscal year after deposit of these monies.

**Unemployment Insurance Reserve** - According to General Municipal Law §6-m, must be used to pay the cost of reimbursement to the State Unemployment Insurance Fund for payments made to claimants where the employer has elected to use the benefit reimbursement method. The reserve may be established by Board action and is funded by budgetary appropriations and such other funds as may be legally appropriated. Within sixty days after the end of any fiscal year, excess amounts may either be transferred to another reserve or the excess applied to the appropriations of the next succeeding fiscal year's budget. If the District elects to convert to tax (contribution) basis, excess resources in the fund over the sum sufficient to pay pending claims may be transferred to any other reserve fund.

**Workers' Compensation Reserve** - According to General Municipal Law §6-j, must be used to pay for compensation benefits and other expenses authorized by Article 2 of the Workers' Compensation Law, and for payment of expenses of administering this self-insurance program. The reserve may be established by Board action, and is funded by budgetary appropriations and such other funds as may be legally appropriated. Within sixty days after the end of any fiscal year, excess amounts may either be transferred to another reserve or the excess applied to the appropriations of the next succeeding fiscal year's budget.

**Encumbrances** - Encumbrance accounting, under which purchase orders, contracts and other commitments of expenditures are recorded for budgetary control purposes in order to reserve applicable appropriations, is employed as a control in preventing over-expenditure of established appropriations. Open encumbrances are reported as restricted fund balance in all funds other than the General Fund and School Lunch Fund, since they do not constitute expenditures or liabilities and will be honored through budget appropriations in the subsequent year.

( I. ) ( Continued )

Restricted fund balances include the following:

<b><u>General Fund -</u></b>	
Capital	\$ 2,250,465
Employee Benefit Accrued Liability	4,770,387
Liability	2,811,131
Retirement Contribution	8,876,788
Tax Certiorari	412,870
Unemployment Insurance	1,763,606
Workers' Compensation	1,581,588
<b><u>Debt Service Fund -</u></b>	
Debt Service	77,600
<b>Total Restricted Funds</b>	<b><u><u>\$ 22,544,435</u></u></b>

The District appropriated and/or budgeted funds of \$5,479,344 from the above reserves for the 2013-14 budget.

c. **Assigned Fund Balance** – Includes amounts that are constrained by the District's intent to be used for specific purposes, but are neither restricted nor committed. All encumbrances of the General Fund are classified as assigned fund balance. Encumbrances represent purchase commitments made by the District's purchasing agent through their authorization of a purchase order prior to year end. The District assignment is based on the functional level of expenditures.

Significant encumbrances for the general fund, management has determined that amounts in excess of \$108,000 are considered significant and are summarized below:

- Maintenance of plant at \$149,867 and teaching regular school at \$114,166.

Assigned fund balances include the following:

General Fund-Encumbrances	\$ 360,098
General Fund-Appropriated for Taxes	6,979,344
Library Fund - Year End Equity	492,472
School Lunch Fund-Year End Equity	524,896
<b>Total Assigned Fund Balance</b>	<b><u><u>\$ 8,356,810</u></u></b>

d. **Unassigned Fund Balance** – Includes all other general fund amounts that do not meet the definition of the above four classifications and are deemed to be available for general use by the school district.

NYS Real Property Tax Law 1318 limits the amount of unexpended surplus funds a school district can retain to no more than 4% of the District's budget for the general fund for the ensuing fiscal year. Nonspendable and restricted fund balance of the general fund are excluded from the 4% limitation. Amounts appropriated for the subsequent year and encumbrances are also excluded from the 4% limitation.



( I. ) ( Continued )

**3. Order of Use of Fund Balance**

The District's policy is to apply expenditures against nonspendable fund balance, restricted fund balance, committed fund balance, assigned fund balance, and unassigned fund balance at the end of the fiscal year. For all funds, nonspendable fund balances are determined first and then restricted fund balances for specific purposes are determined. Any remaining fund balance amounts for funds other than the general fund are classified as restricted fund balance. In the general fund, the remaining amounts are reported as unassigned. Assignments of fund balance cannot cause a negative unassigned fund balance.

**S. New Accounting Standards**

The District has adopted all current Statements of the Governmental Accounting Standards Board (GASB) that are applicable. At June 30, 2013, the District implemented the following new standard issued by GASB:

GASB Statement 63, *Financial Reporting of Deferred Outflows of Resources, Deferred Inflows of Resources, and Net Position*.

GASB 63 provides financial reporting guidance for deferred outflows of resources and deferred inflows of resources, and amends the net asset reporting provisions of GASB 34 by incorporating deferred inflows and outflows into the definitions of the residual measure and by renaming that measure as net position, rather than net assets.

**T. Future Changes in Accounting Standards**

GASB has issued Statement 65, *Items Previously Reported as Assets and Liabilities*, effective for the year ended June 30, 2014.

GASB has issued Statement 66, *GASB Technical Corrections – 2012 – an Amendment of Statements 10 and 62*, effective for the year ending June 30, 2014.

GASB has issued Statement 68, *Accounting and Financial Reporting for Pensions – an Amendment of GASB Statement 27*, effective for the year ended June 30, 2015.

GASB has issued Statement 69, *Government Combinations and Disposals of Government Operations*, effective for the year ended June 30, 2015.

GASB has issued Statement 70, *Accounting and Financial Reporting for Nonexchange Financial Guarantees*, effective for the year ending June 30, 2015.

The District will evaluate the impact each of these pronouncements may have on its financial statements and will implement them as applicable and when material.

## **II. Stewardship, Compliance and Accountability**

By its nature as a local government unit, the District is subject to various federal, state and local laws and contractual regulations. An analysis of the District's compliance with significant laws and regulations and demonstration of its stewardship over District resources follows.

### **A. Budgets**

The District administration prepares a proposed budget for approval by the Board of Education for the General Fund.

The voters of the District approved the proposed appropriation budget.

Appropriations established by adoption of the budget constitute a limitation on expenditures (and encumbrances) which may be incurred. Appropriations lapse at the end of the fiscal year unless expended or encumbered. Encumbrances will lapse if not expended in the subsequent year. Appropriations authorized for the current year are increased by the planned use of specific reserves, and budget amendments approved by the Board of Education as a result of selected new revenue sources not included in the original budget (when permitted by law). These supplemental appropriations may occur subject to legal restriction, if the Board approves them because of a need which exists which was not determined at the time the budget was adopted. During the 2012-13 fiscal year, the budget was increased by \$90,000 for a grant in aid the District received.

Budgets are adopted annually on a basis consistent with GAAP. Appropriations authorized for the year are increased by the amount of encumbrances carried forward from the prior year.

Budgets are established and used for individual capital projects fund expenditures as approved by a special referendum of the District's voters. The maximum project amount authorized is based primarily upon the cost of the project, plus any requirements for external borrowings, not annual appropriations. These budgets do not lapse and are carried over to subsequent fiscal years until the completion of the projects.

### **B. Encumbrances**

Encumbrance accounting is used for budget control and monitoring purposes and is reported as a part of the governmental funds. Under this method, purchase orders, contracts, and other commitments for the expenditure of monies are recorded to reserve applicable appropriations. Outstanding encumbrances as of year end are presented as reservations of fund balance and do not represent expenditures or liabilities. These commitments will be honored in the subsequent period. Related expenditures are recognized at that time, as the liability is incurred or the commitment is paid.

( II. ) (Continued)

C. Deficit Fund Balance

1. 2008-09 Renovation Capital Project

The 2008-09 Renovation Capital Project had a deficit undesignated fund balance of \$6,874,537 at June 30, 2013, which is a result of bond anticipation notes which are used as a temporary means of financing capital projects. These proceeds are not recognized as revenue but merely serve to provide cash to meet expenditures. This results in the creation of a fund deficit which will remain until the notes are replaced by permanent financing (i.e., bonds, grants-in-aid, or redemption from current appropriations).

III. Cash and Cash Equivalents

Custodial credit risk is the risk that in the event of a bank failure, the District's deposits may not be returned to it. While the District does not have a specific policy for custodial credit risk, New York State statutes govern the District's investment policies, as discussed previously in these notes.

The District's aggregate bank balances (disclosed in the financial statements), included balances not covered by depository insurance at year end, collateralized as follows:

Uncollateralized	\$ -
Collateralized with securities held by the pledging financial institution	26,740,873
Collateralized within Trust department or agent	19,744,125
<b>Total</b>	<b>\$ 46,484,998</b>

Restricted cash represents cash where use is limited by legal requirements. These assets represent amounts required by statute to be reserved for various purposes. Restricted cash as of year end includes \$22,543,708 within the governmental funds and \$91,286 in the fiduciary funds.

IV. Receivables

Receivables at June 30, 2013 for individual major funds and nonmajor funds, including the applicable allowances for uncollectible accounts, are as follows:

<u>Description</u>	<u>Governmental Activities</u>		
	<u>General Fund</u>	<u>Non-Major Funds</u>	<u>Total</u>
Accounts Receivable	\$ 2,277,361	\$ 4,842	\$ 2,282,203
Due From State and Federal	1,006,016	705,225	1,711,241
Due From Other Governments	2,327,134	56,725	2,383,859
<b>Total</b>	<b>\$ 5,610,511</b>	<b>\$ 766,792</b>	<b>\$ 6,377,303</b>

District management has deemed the amounts to be fully collectible.

**V. Interfund Receivables, Payables, Revenues and Expenditures**

Interfund Receivables, Payables, Revenues and Expenditures at June 30, 2013 were as follows:

	<u>Interfund</u>		<u>Interfund</u>	
	<u>Receivables</u>	<u>Payables</u>	<u>Revenues</u>	<u>Expenditures</u>
General Fund	\$ 733,494	\$ 140,922	\$ -	\$ 5,660,683
Special Aid Fund	-	717,520	97,692	-
School Lunch Fund	142,146	2,023	-	-
Debt Service Fund	77,600	-	5,460,929	-
Capital Fund	-	92,775	105,000	2,938
<b>Total government activities</b>	<b>\$ 953,240</b>	<b>\$ 953,240</b>	<b>\$ 5,663,621</b>	<b>\$ 5,663,621</b>

Interfund receivables and payables between governmental activities are eliminated on the Statement of Net Position.

The District typically loans resources between funds for the purpose of mitigating the effects of transient cash flow issues.

All interfund payables are not necessarily expected to be repaid within one year.

**VI. Capital Assets**

Capital asset balances and activity were as follows:

<u>Type</u>	<u>Balance</u> <u>7/1/2012</u>	<u>Additions</u>	<u>Deletions</u>	<u>Balance</u> <u>6/30/2013</u>
<b><u>Governmental Activities:</u></b>				
<b><u>Capital assets that are not depreciated -</u></b>				
Land	\$ 1,833,691	\$ -	\$ -	\$ 1,833,691
<i>Total Nondepreciable</i>	\$ 1,833,691	\$ -	\$ -	\$ 1,833,691
<b><u>Capital assets that are depreciated -</u></b>				
Buildings and improvements	\$ 102,810,004	\$ 8,439,754	\$ -	\$ 111,249,758
Machinery and equipment	12,545,776	1,063,205	(363,257)	13,245,724
<i>Total Depreciated Assets</i>	\$ 115,355,780	\$ 9,502,959	\$ (363,257)	\$ 124,495,482
<b><u>Less accumulated depreciation -</u></b>				
Buildings and improvements	\$ 31,930,892	\$ 1,917,795	\$ -	\$ 33,848,687
Machinery and equipment	8,584,093	1,054,748	(357,458)	9,281,383
<i>Total accumulated depreciation</i>	\$ 40,514,985	\$ 2,972,543	\$ (357,458)	\$ 43,130,070
<i>Total capital assets depreciated, net of accumulated depreciation</i>	\$ 74,840,795	\$ 6,530,416	\$ (5,799)	\$ 81,365,412
<b>Total Capital Assets</b>	<b>\$ 76,674,486</b>	<b>\$ 6,530,416</b>	<b>\$ (5,799)</b>	<b>\$ 83,199,103</b>

Depreciation expense for the period was charged to functions/programs as follows:

<b><u>Governmental Activities:</u></b>	
General government support	\$ 197,697
Instruction	1,779,278
Pupil transportation	990,819
School lunch	4,749
<b>Total Depreciation Expense</b>	<b>\$ 2,972,543</b>

**VII. Short-Term Debt**

Transactions in short-term debt for the year are summarized below:

	<u>Maturity</u>	<u>Interest Rate</u>	<u>Balance 7/1/2012</u>	<u>Issued</u>	<u>Redeemed</u>	<u>Balance 6/30/2013</u>
BAN	2014	1.00%	\$ -	\$ 10,224,000	\$ -	\$ 10,224,000
BAN	2012	1.25%	6,000,000	-	6,000,000	-
<b>Total Short-Term Debt</b>			<u>\$ 6,000,000</u>	<u>\$ 10,224,000</u>	<u>\$ 6,000,000</u>	<u>\$ 10,224,000</u>

A summary of the short-term interest expense for the year is as follows:

Interest paid	\$ 265,966
<u>Less: interest accrued in the prior year</u>	<u>(122,093)</u>
<u>Plus: interest accrued in the current year</u>	<u>1,136</u>
<b>Total interest expense</b>	<b><u>\$ 145,009</u></b>

**VIII. Long-Term Debt Obligations**

Long-term liability balances and activity for the year are summarized below:

<u>Governmental Activities:</u>	<u>Balance 7/1/2012</u>	<u>Additions</u>	<u>Deletions</u>	<u>Balance 6/30/2013</u>	<u>Due Within One Year</u>
<b><u>Bonds and Notes Payable -</u></b>					
Serial Bonds	\$ 31,316,108	\$ 931,000	\$ 4,086,108	\$ 28,161,000	\$ 4,526,000
<b><u>Other Liabilities -</u></b>					
Compensated Absences	\$ 2,136,316	\$ -	\$ 129,648	\$ 2,006,668	\$ -
OPEB	42,285,309	11,257,545		53,542,854	-
<b>Total Other Liabilities</b>	<u>\$ 44,421,625</u>	<u>\$ 11,257,545</u>	<u>\$ 129,648</u>	<u>\$ 55,549,522</u>	<u>\$ -</u>
<b>Total Long-Term Obligations</b>	<u>\$ 75,737,733</u>	<u>\$ 12,188,545</u>	<u>\$ 4,215,756</u>	<u>\$ 83,710,522</u>	<u>\$ 4,526,000</u>

The General Fund has typically been used to liquidate long-term liabilities such as compensated absences.

( VIII. ) (Continued)

Existing serial and statutory bond obligations:

<u>Description</u>	<u>Issue Date</u>	<u>Final Maturity</u>	<u>Interest Rate</u>	<u>Amount Outstanding 6/30/2013</u>
<b>Serial Bonds -</b>				
Construction	2004	2014	2.50%-3.50%	\$ 185,000
Construction	2002	2014	2.25%-4.37%	940,000
Construction	2003	2014	3.375%-4.000%	865,000
Construction	2004	2015	3.00%-5.00%	1,695,000
Refunding	2010	2018	2.50%-5.00%	4,145,000
Refunding	2012	2019	2.00%-4.00%	8,700,000
Buses	2012	2016	1.25%-2.00%	740,000
Construction	2012	2026	2.00%-5.00%	9,960,000
Buses	2013	2018	1.25%-1.50%	931,000
<b>Total Serial Bonds</b>				<b><u>\$ 28,161,000</u></b>

The following is a summary of debt service requirements:

<u>Year</u>	<u>Serial Bonds</u>	
	<u>Principal</u>	<u>Interest</u>
2013-14	\$ 4,526,000	\$ 1,083,237
2014-15	3,545,000	910,481
2015-16	3,705,000	791,888
2016-17	3,830,000	676,962
2017-18	3,775,000	535,313
2018-23	5,950,000	1,260,125
2023-26	2,830,000	217,000
<b>Total</b>	<b><u>\$ 28,161,000</u></b>	<b><u>\$ 5,475,006</u></b>

In prior years, the District defeased certain general obligations and other bonds by placing the proceeds of new bonds in an irrevocable trust to provide for all future debt service payments on the old bonds. Accordingly, the trust account assets and the liability for the defeased bonds are not included in the District's financial statements. \$13,190,000 of bonds outstanding are considered defeased.

Interest on long-term debt for June 30, 2013 was composed of:

Interest paid	\$ 1,339,702
<u>Less: interest accrued in the prior year</u>	<u>(253,051)</u>
<u>Plus: interest accrued in the current year</u>	<u>185,321</u>
<b>Total interest expense</b>	<b><u>\$ 1,271,972</u></b>

**IX. Pension Plans**

**A. General Information**

The District participates in the New York State Employees' Retirement System (NYSERS), and the New York State Teachers' Retirement System (NYSTRS). These Systems are cost sharing multiple employer public employee retirement systems. The Systems offer a wide range of plans and benefits which are related to years of service and final average salary, vesting of retirement benefits, death and disability.

**B. Provisions and Administration**

The New York State Teachers' Retirement Board administers NYSTRS. The System provides benefits to plan members and beneficiaries as authorized by the Education Law and the Retirement and Social Security Law of the State of New York. NYSTRS issues a publicly available financial report that contains financial statements and required supplementary information for the System. The report may be obtained by writing to NYSTRS, 10 Corporate Woods, Albany, NY 12211-2395.

NYSERS provides retirement benefits as well as death and disability benefits. New York State Retirement and Social Security Law govern obligations of employers and employees to contribute, and benefits to employees. The System issues a publicly available financial report that includes financial statements and required supplementary information. The report may be obtained by writing to NYSERS, Office of the State Comptroller, 110 State Street, Albany, New York 12244.

**C. Funding Policies**

The Systems are noncontributory for the employee who joined prior to July 27, 1976. For employees who joined the Systems after July 27, 1976, and prior to January 1, 2010, employees contribute 3% to 3.5% of their salary. With the exception of ERS tier V and VI employees, employees in the system more than ten years are no longer required to contribute. In addition, employee contribution rates under ERS tier VI vary based on a sliding salary scale. For NYSERS, the Comptroller certifies the rates expressed as proportions of members' payroll annually, which are used in computing the contributions required to be made by employers to the pension accumulation fund. Pursuant to Article 11 of the Education Law, the New York State Teachers' Retirement Board establishes rates annually for NYSTRS.

The District is required to contribute at a rate determined actuarially by the Systems. The District contributions made to the Systems were equal to 100% of the contributions required for each year. Required contributions for the current and two preceding years were:

	<u>NYSTRS</u>	<u>NYSERS</u>
2013	\$ 4,285,351	\$ 2,157,518
2012	\$ 3,766,993	\$ 1,794,240
2011	\$ 3,094,436	\$ 1,301,401

**X. Postemployment Benefits**

The District provides postemployment (health insurance, life insurance, etc.) coverage to retired employees in accordance with the provisions of various employment contracts. The benefit levels, employee contributions and employer contributions are governed by the District's contractual agreements.

( X. ) (Continued)

The District implemented GASB Statement #45, Accounting and Financial Reporting by employers for Postemployment Benefits Other than Pensions, in the school year ended June 30, 2009. This required the District to calculate and record a net other postemployment benefit obligation at year end. The net other postemployment benefit obligation is basically the cumulative difference between the actuarially required contribution and the actual contributions made.

The District recognizes the cost of providing health insurance annually as expenditures in the general fund of the funds financial statements as payments are made. For the year ended June 30, 2013 the District recognized \$3,711,205 for its share of insurance premiums for currently enrolled retirees.

The District has obtained an actuarial valuation report as of June 30, 2013 which indicates that the total liability for other postemployment benefits is \$139,300,912.

*Annual OPEB Cost and Net OPEB Obligation* - The District's annual other postemployment (OPEB) cost (expense) is calculated based on the annual required contribution of the employer (ARC), and amount actuarially determined in accordance with the parameters of GASB Statement #45. The ARC represents a level of funding that, if paid on an ongoing basis, is projected to cover normal cost each year and amortize any unfunded actuarial liabilities (or funding excess) over a period not to exceed thirty years. The following table shows the components of the District's annual OPEB cost for the year, the amount actually contributed to the Plan, and changes in the District's net OPEB obligation by governmental activities:

Annual required contribution	\$ 15,821,262
Interest on net OPEB obligation	1,691,412
Adjustment to annual required contribution	<u>(2,543,924)</u>
Annual OPEB cost (expense)	\$ 14,968,750
Contributions made	<u>3,711,205</u>
Increase in net OPEB obligation	\$ 11,257,545
Net OPEB obligation - beginning of year	<u>42,285,309</u>
<b>Net OPEB obligation - end of year</b>	<b><u><u>\$ 53,542,854</u></u></b>

The District's annual OPEB cost, the percentage of annual OPEB cost contributed to the plan, and the net OPEB obligation for the fiscal year end 2013 and the two preceding years were as follows:

<b>Fiscal Year Ended</b>	<b>Annual OPEB Cost</b>	<b>Percentage of Annual OPEB Cost Contributed</b>	<b>Net OPEB Obligation</b>
6/30/2011	\$ 13,560,782	28.00%	\$ 32,184,079
6/30/2012	\$ 14,219,029	28.95%	\$ 42,285,309
6/30/2013	\$ 14,968,750	24.79%	\$ 53,542,854

*Funded Status and Funding Progress* - As of June 30, 2013, the most recent actuarial valuation date, the plan was unfunded. The actuarial accrued liability for benefits was \$139,300,912, and the actuarial value of assets was \$0 resulting in an unfunded actuarial accrued liability of \$139,300,912. The covered payroll (annual payroll of active employees covered by the plan) was \$48,060,122, and the ratio of the UAAL to the covered payroll was 289.85%.



**( X. ) (Continued)**

Actuarial valuations of an ongoing plan involve estimates of the value of reported amounts and assumptions about the probability of the occurrence of events far into the future. Examples include assumptions about future employment, mortality and the healthcare cost trends. Amounts determined regarding the funded status of the plan and the annual required contributions of the employer are subject to continual revision as actual results are compared with past expectations and new estimates are made about the future. The schedule of funding progress, presented as required supplemental information following the notes to the financial statements, presents multiyear trend information about whether the actuarial value of plan assets is increasing or decreasing over time relative to the actuarial accrued liabilities for benefits.

*Actuarial Methods and Assumptions* - Projections of benefits for financial reporting purposes are based on the substantive plan (the plan as understood by the employer and the plan members) and includes the types of benefits provided at the time of each valuation and the historical pattern of sharing of benefit costs between the employer and plan members to that point. The actuarial methods and assumptions used include techniques that are designed to reduce the effects of short-term volatility in actuarial accrued liabilities and the actuarial value of assets, consistent with the long-term perspective of the calculations.

In the June 30, 2013 actuarial valuation, the projected unit credit method was used. The actuarial assumptions included a 4% investment rate of return (net of administrative expenses), which is a blended rate of the expected long-term investment returns on plan assets and on the employer's own investments calculated based on the funded level of the plan at the valuation date, and an annual healthcare cost trend rate of 7% initially, reduced by decrements to an ultimate rate of 4.20%. Both rates included a 2.9% inflation assumption. The UAAL is being amortized as a level percentage of projected payroll on an open basis. The remaining amortization period at June 30, 2013, was twenty-five years.

**XI. Risk Management**

**A. General Information**

The District is exposed to various risks of loss related to injuries to employees, theft, damages, natural disasters, etc. These risks are covered by commercial insurance purchased from independent third parties. Settled claims from these risks have not exceeded commercial insurance coverage for the past two years.

**B. Workers' Compensation**

The District is a member of the Onondaga Cortland-Madison Workers' Compensation Consortium (the Plan). Current membership of the Plan includes participants from various municipal entities. The Plan is administered by Onondaga Cortland-Madison BOCES and utilizes a third party administrator who is responsible for processing claims, estimating liabilities and providing actuarial services. The Plan participants are charged an annual assessment which is allocated in light of comparative experience and relative exposure based on the estimated total liability of the participating members actuarially computed each year.

The Plan purchases, on an annual basis, stop-loss insurance to limit exposure for claims paid.

( XI. ) (Continued)

The Plan establishes a liability for both reported and unreported insured events, which includes estimates of both future payments of losses and related claim adjustment expenses. However, because actual claims costs depend on complex factors, the process used in computing claims liabilities does not necessarily result in an exact amount. Such claims are based on the ultimate cost of claims (including future claim adjustment expenses) that have been reported but not settled, and claims that have been incurred but not reported. Adjustments to claims liabilities are charged or credited to expenses in the period in which they are made. During the year ended June 30, 2013, the District incurred premiums or contribution expenditures totaling \$576,817.

**C. Major Medical**

The District self insures for major medical coverage for its employees. The District uses a third party administrator who is responsible for processing claims and estimating liabilities. They have also purchased stop-loss insurance for any major medical claims which exceed 125% of expected total claims. Liabilities are reported when it is probable that a loss has occurred and the amount of loss can be reasonably estimated. Liabilities include an amount for claims that have been incurred but not reported (IBNR's). Claims liabilities are calculated considering the effects of inflation, recent claim settlement trends including frequency and amount of pay-outs and other economic social factors.

A reconciliation of the claims recorded for 2013 and 2012 is as follows:

	<u>2013</u>	<u>2012</u>
Beginning liabilities	\$ 3,391,552	\$ 2,850,000
Incurred claims	12,168,231	10,949,850
Claims payments	<u>(12,422,268)</u>	<u>(10,408,298)</u>
<b>Ending liabilities</b>	<b><u>\$ 3,137,515</u></b>	<b><u>\$ 3,391,552</u></b>

The following statistical information is presented:

<u>Year</u>	<u>Contribution Revenue</u>	<u>Actual Claim Expense</u>
2013	\$ 12,168,231	\$ 12,422,268
2012	\$ 10,949,850	\$ 10,408,298
2011	\$ 8,798,050	\$ 5,948,050

**D. Unemployment**

District employees are entitled to coverage under the New York State Unemployment Insurance Law. The District has elected to discharge its liability to the New York State Unemployment Insurance Fund (the Fund) by the benefit reimbursement method, a dollar-for-dollar reimbursement to the fund for benefits paid from the fund to former employees. The District has established a self insurance fund to pay these claims. The claim and judgment expenditures of this program for the 2012-13 fiscal year totaled \$75,041. The balance of the fund at June 30, 2013 was \$1,429,908 and is recorded in the General Fund as an Unemployment Insurance Reserve. In addition, as of June 30, 2013, no loss contingencies existed or were considered probable or estimable for incurred but not reported claims payable.

**XII. Commitments and Contingencies**

**A. Litigation**

There are tax certiorari claims requesting reductions of assessments pending. The outcome of the tax certiorari claims are undeterminable at this time.

**B. Grants**

The District has received grants, which are subject to audit by agencies of the State and Federal Governments. Such audits may result in disallowances and a request for a return of funds. Based on prior years' experience, the District's administration believes disallowances, if any, will be immaterial.

**Required Supplementary Information**  
**BALDWINVILLE CENTRAL SCHOOL DISTRICT, NEW YORK**  
**Schedule of Funding Progress**  
**of Post Employment Benefit Plan**  
**(Unaudited)**  
**For Year Ended June 30, 2013**

Actuarial Valuation Date	(1) Actuarial Value of Assets	(2) Actuarial Accrued Liability (AAL)	(3) Funded Ratio (1)/(2)	(4) Unfunded Actuarial Accrued Liability (UAAL) (2) - (1)	(5) Active Members Covered Payroll	(6) UAAL As a Percentage of Covered Payroll (4) / (5)
June 30,						
2009	\$ -	\$ 119,173,175	0.00%	\$ 119,173,175	\$ 48,957,042	243.42%
2010	\$ -	\$ 127,997,176	0.00%	\$ 127,997,176	\$ 49,476,187	258.70%
2011	\$ -	\$ 129,754,652	0.00%	\$ 129,754,652	\$ 48,366,213	268.28%
2012	\$ -	\$ 137,318,193	0.00%	\$ 137,318,193	\$ 47,663,668	288.10%
2013	\$ -	\$ 139,300,912	0.00%	\$ 139,300,912	\$ 48,060,122	289.85%

**Required Supplementary Information**  
**BALDWINVILLE CENTRAL SCHOOL DISTRICT, NEW YORK**  
**Schedule of Revenues, Expenditures and Changes in Fund Balance -**  
**Budget (Non-GAAP Basis) and Actual - General Fund**  
**(Unaudited)**  
**For Year Ended June 30, 2013**

	<u>Original</u>	<u>Amended</u>	<u>Current</u>	<u>Over (Under)</u>
	<u>Budget</u>	<u>Budget</u>	<u>Year's</u>	<u>Revised</u>
			<u>Revenues</u>	<u>Budget</u>
<b>REVENUES</b>				
<b>Local Sources -</b>				
Real property taxes	\$ 49,000,620	\$ 40,810,489	\$ 40,811,386	\$ 897
Real property tax items	1,589,954	9,780,085	9,820,933	40,848
Non-property taxes	223,438	223,438	378,490	155,052
Charges for services	75,500	75,500	99,355	23,855
Use of money and property	110,000	110,000	98,565	(11,435)
Sale of property and compensation for loss	50,000	50,000	197,863	147,863
Miscellaneous	180,000	180,000	913,006	733,006
<b>State Sources -</b>				
Basic formula	30,596,924	23,211,374	23,189,304	(22,070)
Lottery aid	-	7,385,550	7,385,550	-
BOCES	2,951,688	2,951,688	2,971,040	19,352
Textbooks	482,879	482,879	353,927	(128,952)
<b>All Other Aid -</b>				
Computer software	108,422	108,422	196,667	88,245
Library loan	-	-	36,912	36,912
Handicapped students	-	-	179,892	179,892
Other aid	-	90,000	207,759	117,759
<b>Federal Sources</b>	<u>100,000</u>	<u>100,000</u>	<u>255,373</u>	<u>155,373</u>
<b>TOTAL REVENUES</b>	<u>\$ 85,469,425</u>	<u>\$ 85,559,425</u>	<u>\$ 87,096,022</u>	<u>\$ 1,536,597</u>
<b>TOTAL REVENUES AND OTHER</b>				
<b>SOURCES</b>	<u>\$ 85,469,425</u>	<u>\$ 85,559,425</u>	<u>\$ 87,096,022</u>	<u>\$ 1,536,597</u>
Appropriated fund balance	<u>\$ 6,946,757</u>	<u>\$ 7,935,985</u>		
<b>TOTAL REVENUES AND</b>				
<b>FUND BALANCE</b>	<u>\$ 92,416,182</u>	<u>\$ 93,495,410</u>		

**Required Supplementary Information**  
**BALDWINSVILLE CENTRAL SCHOOL DISTRICT, NEW YORK**  
**Schedule of Revenues, Expenditures and Changes in Fund Balance -**  
**Budget (Non-GAAP Basis) and Actual - General Fund**  
**(Unaudited)**  
**For Year Ended June 30, 2013**

	<b>Original</b>	<b>Amended</b>	<b>Current</b>		<b>Unencumbered</b>
	<b><u>Budget</u></b>	<b><u>Budget</u></b>	<b>Year's</b>	<b><u>Encumbrances</u></b>	<b><u>Balances</u></b>
			<b><u>Expenditures</u></b>		
<b>EXPENDITURES</b>					
<b>General Support -</b>					
Board of education	\$ 29,900	\$ 35,477	\$ 31,493	\$ -	\$ 3,984
Central administration	248,468	251,927	248,653	-	3,274
Finance	790,449	777,136	767,776	-	9,360
Staff	598,908	640,842	624,787	3,742	12,313
Central services	6,073,915	6,354,644	4,983,697	151,223	1,219,724
Special items	630,664	646,566	603,478	-	43,088
<b>Instructional -</b>					
Instruction, administration and improvement	2,898,770	3,013,432	2,918,868	19,307	75,257
Teaching - regular school	27,800,651	28,204,676	27,559,100	114,166	531,410
Programs for children with handicapping conditions	8,973,030	8,939,467	8,544,500	-	394,967
Occupational education	751,329	767,416	753,780	-	13,636
Teaching - special schools	97,721	107,506	75,354	-	32,152
Instructional media	1,993,926	2,112,524	1,933,375	61,661	117,488
Pupil services	3,808,612	3,861,394	3,782,857	5,200	73,337
<b>Pupil Transportation</b>	<b>5,805,612</b>	<b>5,910,482</b>	<b>5,598,238</b>	<b>4,799</b>	<b>307,445</b>
<b>Employee Benefits</b>	<b>25,585,065</b>	<b>25,542,759</b>	<b>22,709,620</b>	<b>-</b>	<b>2,833,139</b>
<b>Debt service - interest</b>	<b>100,000</b>	<b>100,000</b>	<b>-</b>	<b>-</b>	<b>100,000</b>
<b>TOTAL EXPENDITURES</b>	<b><u>\$ 86,187,020</u></b>	<b><u>\$ 87,266,248</u></b>	<b><u>\$ 81,135,576</u></b>	<b><u>\$ 360,098</u></b>	<b><u>\$ 5,770,574</u></b>
<b>Other Uses -</b>					
Transfers - out	\$ 6,229,162	\$ 6,229,162	\$ 5,660,683	\$ -	\$ 568,479
<b>TOTAL EXPENDITURES AND OTHER USES</b>	<b><u>\$ 92,416,182</u></b>	<b><u>\$ 93,495,410</u></b>	<b><u>\$ 86,796,259</u></b>	<b><u>\$ 360,098</u></b>	<b><u>\$ 6,339,053</u></b>
<b>EXCESS (DEFICIENCY) OF REVENUE AND OTHER FINANCING SOURCES OVER EXPENDITURES AND OTHER FINANCING USES</b>					
	\$ -	\$ -	\$ 299,763		
<b>FUND BALANCE, BEGINNING OF YEAR</b>	<b><u>35,038,817</u></b>	<b><u>35,038,817</u></b>	<b><u>35,038,817</u></b>		
<b>FUND BALANCE, END OF YEAR</b>	<b><u>\$ 35,038,817</u></b>	<b><u>\$ 35,038,817</u></b>	<b><u>\$ 35,338,580</u></b>		

**Supplementary Information**  
**BALDWINVILLE CENTRAL SCHOOL DISTRICT, NEW YORK**  
**Schedule of Change From Adopted Budget To Final Budget**  
**And The Real Property Tax Limit**  
**For Year Ended June 30, 2013**

**CHANGE FROM ADOPTED BUDGET TO FINAL BUDGET:**

Adopted budget	\$ 92,416,182
Budget revisions -	
Prior Year's Encumbrances	989,228
Grant received by the District	90,000
	90,000
<b>FINAL BUDGET</b>	<b>\$ 93,495,410</b>

**SECTION 1318 OF REAL PROPERTY TAX LAW LIMIT CALCULATION:**

2013-14 voter approved expenditure budget	\$ 94,992,417
<u>Unrestricted fund balance:</u>	
Assigned fund balance	\$ 7,339,442
Unassigned fund balance	3,799,697
Total Unrestricted fund balance	\$ 11,139,139
<u>Less adjustments:</u>	
Appropriated fund balance	\$ 6,979,344
Encumbrances included in assigned fund balance	360,098
Total adjustments	\$ 7,339,442
General fund fund balance subject to Section 1318 of	
Real Property Tax Law	3,799,697
<b>ACTUAL PERCENTAGE</b>	<b>4.00%</b>

Supplementary Information  
**BALDWINVILLE CENTRAL SCHOOL DISTRICT, NEW YORK**  
**CAPITAL PROJECTS FUND**  
 Schedule of Project Expenditures  
 June 30, 2013

<u>Project Title</u>	<u>Original Appropriation</u>	<u>Revised Appropriation</u>	<u>Expenditures</u>			<u>Unexpended Balance</u>	<u>Methods of Financing</u>			<u>Fund Balance</u>	
			<u>Prior Years</u>	<u>Current Year</u>	<u>Total</u>		<u>Obligations</u>	<u>Local Sources</u>	<u>State Sources</u>		<u>Total</u>
2008-09 Renovation Project	\$ 26,500,000	\$ 26,500,000	\$ 14,251,142	\$ 8,504,394	\$ 22,755,536	\$ 3,744,464	\$ 10,425,000	\$ 4,180,000	\$ 1,276,000	\$ 15,881,000	\$ (6,874,536)
2012-13 Bus Purchases	931,000	931,000	-	931,000	931,000	-	931,000	-	-	931,000	-
<b>TOTAL</b>	<b>\$ 27,431,000</b>	<b>\$ 27,431,000</b>	<b>\$ 14,251,142</b>	<b>\$ 9,435,394</b>	<b>\$ 23,686,536</b>	<b>\$ 3,744,464</b>	<b>\$ 11,356,000</b>	<b>\$ 4,180,000</b>	<b>\$ 1,276,000</b>	<b>\$ 16,812,000</b>	<b>\$ (6,874,536)</b>



**Supplementary Information**  
**BALDWINVILLE CENTRAL SCHOOL DISTRICT, NEW YORK**  
**Combined Balance Sheet - Nonmajor Governmental Funds**  
**June 30, 2013**

	Special Revenue Funds			Debt Service Fund	2012-13	Total	
	Special	School			Bus	Nonmajor	
	Aid	Lunch			Library	Purchase	Governmental
	Fund	Fund			Fund	Project	Funds
<b>ASSETS</b>							
Cash and cash equivalents	\$ 215	\$ 409,843	\$ 544,329	\$ -	\$ -	\$ 954,387	
Receivables	756,718	10,074	-	-	-	766,792	
Inventories	-	51,747	-	-	-	51,747	
Due from other funds	-	142,146	-	77,600	-	219,746	
<b>TOTAL ASSETS</b>	<b>\$ 756,933</b>	<b>\$ 613,810</b>	<b>\$ 544,329</b>	<b>\$ 77,600</b>	<b>\$ -</b>	<b>\$ 1,992,672</b>	
<b>LIABILITIES AND FUND BALANCES</b>							
<b>Liabilities -</b>							
Accounts payable	\$ 15,265	\$ -	\$ 30,579	\$ -	\$ -	\$ 45,844	
Accrued liabilities	18,498	4,404	21,278	-	-	44,180	
Due to other funds	717,520	2,023	-	-	-	719,543	
Due to other governments	-	1,707	-	-	-	1,707	
Unearned revenue	5,650	29,033	-	-	-	34,683	
<b>TOTAL LIABILITIES</b>	<b>\$ 756,933</b>	<b>\$ 37,167</b>	<b>\$ 51,857</b>	<b>\$ -</b>	<b>\$ -</b>	<b>\$ 845,957</b>	
<b>Fund Balances -</b>							
Nonspendable	\$ -	\$ 51,747	\$ -	\$ -	\$ -	\$ 51,747	
Restricted	-	-	-	77,600	-	77,600	
Assigned	-	524,896	492,472	-	-	1,017,368	
<b>TOTAL FUND BALANCE</b>	<b>\$ -</b>	<b>\$ 576,643</b>	<b>\$ 492,472</b>	<b>\$ 77,600</b>	<b>\$ -</b>	<b>\$ 1,146,715</b>	
<b>TOTAL LIABILITIES AND FUND BALANCES</b>	<b>\$ 756,933</b>	<b>\$ 613,810</b>	<b>\$ 544,329</b>	<b>\$ 77,600</b>	<b>\$ -</b>	<b>\$ 1,992,672</b>	

**Supplementary Information**  
**BALDWINSVILLE CENTRAL SCHOOL DISTRICT, NEW YORK**  
**Combined Revenues, Expenditures and Changes in Fund Balances**  
**Nonmajor Governmental Funds**  
**For Year Ended June 30, 2013**

	Special Revenue Funds			Debt Service Fund	2012-13	Total
	Special	School	Library		Bus	Nonmajor
	Aid Fund	Lunch Fund	Library Fund		Purchase Project	Governmental Funds
<b>REVENUES</b>						
Real property taxes and tax items	\$ -	\$ -	\$ 1,324,264	\$ -	\$ -	\$ 1,324,264
Charges for services	-	-	34,756	-	-	34,756
Use of money and property	-	487	787	445	-	1,719
Miscellaneous	28,140	40,304	41,231	-	-	109,675
State sources	437,537	29,199	-	-	-	466,736
Federal sources	2,113,889	603,313	43,057	-	-	2,760,259
Sales	-	922,377	-	-	-	922,377
Premium on obligations issued	-	-	-	143,545	-	143,545
<b>TOTAL REVENUES</b>	<b>\$ 2,579,566</b>	<b>\$ 1,595,680</b>	<b>\$ 1,444,095</b>	<b>\$ 143,990</b>	<b>\$ -</b>	<b>\$ 5,763,331</b>
<b>EXPENDITURES</b>						
Instruction	\$ 2,571,524	\$ -	\$ -	\$ -	\$ -	\$ 2,571,524
Pupil transportation	105,734	-	-	-	-	105,734
Community services	-	-	1,250,735	-	928,062	2,178,797
Employee benefits	-	273,209	227,265	-	-	500,474
Debt service - principal	-	-	-	4,086,108	-	4,086,108
Debt service - interest	-	-	-	1,605,668	-	1,605,668
Cost of sales	-	734,779	-	-	-	734,779
Other expenses	-	655,306	-	-	-	655,306
<b>TOTAL EXPENDITURES</b>	<b>\$ 2,677,258</b>	<b>\$ 1,663,294</b>	<b>\$ 1,478,000</b>	<b>\$ 5,691,776</b>	<b>\$ 928,062</b>	<b>\$ 12,438,390</b>
<b>EXCESS (DEFICIENCY) OF REVENUES OVER EXPENDITURES</b>	<b>\$ (97,692)</b>	<b>\$ (67,614)</b>	<b>\$ (33,905)</b>	<b>\$ (5,547,786)</b>	<b>\$ (928,062)</b>	<b>\$ (6,675,059)</b>
<b>OTHER FINANCING SOURCES (USES)</b>						
Transfers - in	\$ 97,692	\$ -	\$ -	\$ 5,460,929	\$ -	\$ 5,558,621
Transfers - out	-	-	-	-	(2,938)	(2,938)
Proceeds from obligations	-	-	-	-	931,000	931,000
<b>TOTAL OTHER FINANCING SOURCES (USES)</b>	<b>\$ 97,692</b>	<b>\$ -</b>	<b>\$ -</b>	<b>\$ 5,460,929</b>	<b>\$ 928,062</b>	<b>\$ 6,486,683</b>
<b>EXCESS (DEFICIENCY) OF REVENUES AND OTHER FINANCING SOURCES OVER EXPENDITURES AND OTHER FINANCING USES</b>	<b>\$ -</b>	<b>\$ (67,614)</b>	<b>\$ (33,905)</b>	<b>\$ (86,857)</b>	<b>\$ -</b>	<b>\$ (188,376)</b>
<b>FUND BALANCE, BEGINNING OF YEAR</b>	<b>-</b>	<b>644,257</b>	<b>526,377</b>	<b>164,457</b>	<b>-</b>	<b>1,335,091</b>
<b>FUND BALANCE, END OF YEAR</b>	<b>\$ -</b>	<b>\$ 576,643</b>	<b>\$ 492,472</b>	<b>\$ 77,600</b>	<b>\$ -</b>	<b>\$ 1,146,715</b>

**Supplementary Information**  
**BALDWINSVILLE CENTRAL SCHOOL DISTRICT, NEW YORK**  
**Net Investment in Capital Assets**  
**For Year Ended June 30, 2013**

<b>Capital assets, net</b>		<b>\$ 83,199,103</b>
<b>Deduct:</b>		
Short-term portion of bonds payable	\$ 4,526,000	
Long-term portion of bonds payable	23,635,000	
Assets purchased with short-term financing	<u>6,874,536</u>	
		<u>35,035,536</u>
<b>Net Investment in Capital Assets</b>		<b><u><u>\$ 48,163,567</u></u></b>

**Supplementary Information**  
**BALDWINSVILLE CENTRAL SCHOOL DISTRICT, NEW YORK**  
**SCHEDULE OF EXPENDITURES OF FEDERAL AWARDS**  
**FOR THE YEAR ENDED JUNE 30, 2013**

<u>Grantor / Pass - Through Agency</u>	<u>CFDA</u>	<u>Grantor</u>	<u>Pass-Through</u> <u>Agency</u>	<u>Total</u>
<u>Federal Award Cluster / Program</u>	<u>Number</u>	<u>Number</u>	<u>Number</u>	<u>Expenditures</u>
<b><u>U.S. Department of Education:</u></b>				
<b><u>Indirect Programs:</u></b>				
<b><u>Passed Through NYS Education Department -</u></b>				
Race to the Top - ARRA	84.395	N/A	5500-13-2130	\$ 46,361
Title IIA - Teacher Training	84.367	N/A	0147-13-2130	87,913
Title IIA - Teacher Training	84.367	N/A	0147-12-2130	63,374
<b><u>Title I, Part A Cluster -</u></b>				
Title I - Grants to Local Educational Agencies	84.010	N/A	0021-13-2130	439,472
Title I - Grants to Local Educational Agencies	84.010	N/A	0021-12-2130	17,165
Title I - Grants to Local Educational Agencies - ARRA	84.389	N/A	5021-12-2130	752
<b><u>Special Education Cluster IDEA -</u></b>				
Special Education - Grants to States (IDEA, Part B)	84.027	N/A	0032-13-0648	1,415,933
Special Education - Preschool Grants (IDEA Preschool)	84.173	N/A	0033-13-0648	42,919
<b>Total U.S. Department of Education</b>				<b><u>\$ 2,113,889</u></b>
 <b><u>U.S. Department of Agriculture:</u></b>				
<b><u>Indirect Programs:</u></b>				
<b><u>Passed Through NYS Education Department (Child Nutrition Services) -</u></b>				
<b><u>Nutrition Cluster -</u></b>				
National School Lunch Program-Cash Assistance	10.555	N/A	006720	\$ 440,244
National School Lunch Program-Non-Cash Assistance (Commodities)	10.555	N/A	006720	113,388
National School Breakfast Program	10.553	N/A	006720	47,373
Summer Food Service Program	10.559	N/A	006720	2,308
<b>Total U.S. Department of Agriculture</b>				<b><u>\$ 603,313</u></b>
<b>TOTAL EXPENDITURES OF FEDERAL AWARDS</b>				<b><u><u>\$ 2,717,202</u></u></b>

**Raymond F. Wager, CPA, P.C.**  
**Certified Public Accountants**

**Shareholders:**

**Raymond F. Wager, CPA**  
**Thomas J. Lauffer, CPA**  
**Thomas C. Zuber, CPA**

Members of  
American Institute of  
Certified Public Accountants  
and  
New York State Society of  
Certified Public Accountants

**Report on Internal Control Over Financial Reporting  
and on Compliance and Other Matters Based on an Audit  
of Financial Statements Performed in Accordance With  
*Government Auditing Standards***

To the Board of Education  
Baldwinsville Central School District, New York

We have audited, in accordance with the auditing standards generally accepted in the United States of America and the standards applicable to financial audits contained in *Government Auditing Standards* issued by the Comptroller General of the United States, the financial statements of the governmental activities, each major fund, and the aggregate remaining fund information of the Baldwinsville Central School District, New York, as of and for the year ended June 30, 2013, and the related notes to the financial statements, which collectively comprise the Baldwinsville Central School District, New York's basic financial statements, and have issued our report thereon dated September 25, 2013.

***Internal Control Over Financial Reporting***

In planning and performing our audit of the financial statements, we considered the Baldwinsville Central School District, New York's internal control over financial reporting to determine the audit procedures that are appropriate in the circumstances for the purpose of expressing our opinions on the financial statements, but not for the purpose of expressing an opinion on the effectiveness of the Baldwinsville Central School District, New York's internal control. Accordingly, we do not express an opinion on the effectiveness of the Baldwinsville Central School District, New York's internal control.

*A deficiency in internal control* exists when the design or operation of a control does not allow management or employees, in the normal course of performing their assigned functions, to prevent, or detect and correct, misstatements on a timely basis. *A material weakness* is a deficiency, or a combination of deficiencies, in internal control, such that there is a reasonable possibility that a material misstatement of the District's financial statements will not be prevented, or detected and corrected on a timely basis. *A significant deficiency* is a deficiency, or a combination of deficiencies, in internal control that is less severe than a material weakness, yet important enough to merit attention by those charged with governance.

Our consideration of internal control was for the limited purpose described in the first paragraph of this section and was not designed to identify all deficiencies in internal control that might be material weaknesses or significant deficiencies. Given these limitations, during our audit we did not identify any deficiencies in internal control that we consider to be material weaknesses. However, material weaknesses may exist that have not been identified.

***Compliance and Other Matters***

As part of obtaining reasonable assurance about whether the Baldwinsville Central School District, New York's financial statements are free from material misstatement, we performed tests of its compliance with certain provisions of laws, regulations, contracts, and grant agreements, noncompliance with which could have a direct and material effect on the determination of financial statement amounts. However, providing an opinion on compliance with those provisions was not an objective of our audit, and accordingly, we do not express such an opinion. The results of our tests disclosed no instances of noncompliance or other matters that are required to be reported under *Government Auditing Standards*.

***Purpose of this Report***

The purpose of this report is solely to describe the scope of our testing of internal control and compliance and the results of that testing, and not to provide an opinion on the effectiveness of the District's internal control or on compliance. This report is an integral part of an audit performed in accordance with *Government Auditing Standards* in considering the District's internal control and compliance. Accordingly, this communication is not suitable for any other purpose.



September 25, 2013