

THOMAS P. DiNAPOLI
COMPTROLLER

STATE OF NEW YORK
OFFICE OF THE
STATE
COMPTROLLER
110 STATE STREET
ALBANY, NEW YORK 12236

DIVISION OF LOCAL
GOVERNMENT
AND SCHOOL
ACCOUNTABILITY
Tel: (518) 474-4037
Fax: (518) 486-6479

**ANNUAL FINANCIAL REPORT
FISCAL YEAR ENDED JUNE 30, 2013**

Name of School District: Baldwinsville CSD County: Onondaga

This certification should be completed by the district treasurer except:

(1) In a financially dependent school district (Buffalo, Rochester, Syracuse, Yonkers and New York City), the report should be certified by the chief fiscal officer of the city;

(2) In a common school district which does not have a treasurer, the report should be certified by the sole trustee or Chairperson of the Board of Education

CERTIFICATION

I, Timothy J. Lynch, certify that:

- the annual financial report of the Baldwinsville Central School District, for fiscal year ending June 30, 2013, was electronically filed on 10/3/2013 (date) directly through the New York State Education Department State Aid Management System (SAMS);
- it is my intent that the information filed through SAMS will be accessible, in full, directly by the Office of the State Comptroller;
- it is my intent that this filing satisfy the filing requirements of General Municipal Law §30; and
- to the best of my knowledge, information and belief, the information filed through SAMS is a true and correct statement of the financial transactions of the school district for the fiscal year ended June 30, 2013.

Signed: Timothy J. Lynch Date: 10/3/2013

Title: Treasurer (or) _____

Please complete and return this certification page to Anthony J. Dolan at the address listed above.

Exhibit A - General Fund Balance Sheet
420901 - BALDWINVILLE CSD

2013-2014 Claim Year - Page 2
Official - as of 10/07/2013 11:46 AM

	Account	DP Code 45	Amount
ASSETS			
Unrestricted Cash			
Cash	A200	1	35,442,473
Cash in Time Deposits	A201	2	
Petty Cash	A210	3	
Total Unrestricted Cash	AT021	4	35,442,473
Restricted Cash			
Cash from Obligations	A220	5	
Cash for Tax Anticipation Notes	A221	6	
Cash for Revenue Anticipation Notes	A222	7	
Cash with Fiscal Agent	A223	8	
Cash from Deficiency Notes	A225	8b	
Cash, Special Reserves	A230	9	2,454,733
Cash in Time Deposits, Special Reserves	A231	10	
Total Restricted Cash	AT023	11	2,454,733
Taxes Receivable			
Taxes Receivable, Current	A250	12	
Taxes Receivable, Overdue	A260	13	
Total Taxes Receivable	AT026	14	0
Allowance for Uncollectable Taxes	A342	15	
Net Taxes Receivable	AT034	16	0
Accounts Receivable			
Accounts Receivable	A380	17	142,220
Allowance for Receivables	A389	18	
Net Accounts Receivable	AT038	19	142,220
Other Receivables			
Due from Other Funds	A391	20	2,868,634
Due from State and Federal	A410	21	1,006,016
Due from Other Governments	A440	22	2,327,134
Total Other Receivables	AT044	23	6,201,784
Investments			
Inventory of Materials and Supplies (Optional)	A445	24	
Investment in Securities	A450	25	
Investment in Repurchase Agreements	A451	26	
Investment in Securities, Special Reserves	A452	27	
Investment in Repurchase Agreements, Special Reserves	A453	28	
Total Investments	AT045	29	0
Mortgages Receivable			
Mortgages Receivable	A455	30	
Prepaid Expenditures	A480	31	489,400
TOTAL ASSETS	AT049	32	44,730,610

Exhibit A - General Fund Balance Sheet
420901 - BALDWINSVILLE CSD

2013-2014 Claim Year - Page 3
Official - as of 10/07/2013 11:46 AM

	Account	DP Code 45	Amount
LIABILITIES AND DEFERRED INFLOWS OF RESOURCES			
Liabilities			
Accounts Payable	A600	33	401,708
Accrued Liabilities	A601	34	3,762,282
Tax Anticipation Notes Payable	A620	35	
Revenue Anticipation Notes Payable	A621	36	
Budget Notes Payable	A622	37	
Deficiency Notes Payable	A624	37b	
Bond Anticipation Notes Payable	A626	38	
Bond Interest and Matured Bonds Payable	A629	39	
Due to Other Funds	A630	40	140,922
Due to Other Governments	A631	41	
Due to State Teachers' Retirement System	A632	42	4,410,822
Due to Employees' Retirement System	A637	43	582,143
Accrued Interest Payable	A651	44	
Compensated Absences	A687	45	
Overpayments	A690	46	
Total Liabilities	AT065	47	9,297,877
Deferred Inflows Of Resources			
Deferred Inflows Of Resources	A691	48	94,151
Deferred Inflow Of Resources - Planned Balance	A692	49	
Deferred Special Taxes, Suffolk County	A693	50	
Deferred Taxes (City)	A694	51	
Deferred Taxes - Reserve For Excess Tax Levy	A695	51b	
Total Deferred Inflows Of Resources	AT069	52	94,151
TOTAL LIABILITIES/DEFERRED INFLOWS OF RESOURCES	AT070	53	9,392,028
FUND BALANCE (GENERAL FUND)			
Nonspendable			
Not in Spendable Form	A806	54	1,732,607
Must Remain Intact	A807	55	
Total Nonspendable Fund Balance	AT080	56	1,732,607
Restricted			
Workers' Compensation Reserve	A814	57	1,581,588
Unemployment Insurance Reserve	A815	58	1,763,606
Reserve for Retirement Contributions	A827	59	8,876,788
Reserve for Property Loss	A861	60	
Reserve for Liability Claims	A862	61	2,811,131
Insurance Reserve	A863	62	
Reserve for Tax Certiorari	A864	63	412,870
Reserve for Taxes Raised Outside Tax Limit (Cities Over 125,000)	A874	64	
Reserve for Employee Benefits and Accrued Liabilities	A867	65	4,770,387
Capital Reserve	A878	66	2,250,466
Reserve for Repairs	A882	67	
Reserve for Debt	A884	68	
Other Restricted Fund Balance	A899	69	
Total Restricted Fund Balance	AT092	70	22,466,836
Committed			
Committed Fund Balance	A913	71	
Total Committed Fund Balance	AT093	72	0
Assigned			

Assigned Appropriated Fund Balance	A914	73	6,979,344
Assigned Unappropriated Fund Balance (Includes Encumbrances which are NOT reported in Committed and Restricted Fund Balance - click here for help)	A915	74	360,098
Total Assigned Fund Balance	AT094	75	7,339,442
Unassigned			
Reserve for Tax Reduction	A916	76	
Unassigned Fund Balance	A917	77	3,799,697
Total Unassigned Fund Balance	AT096	78	3,799,697

Exhibit A - General Fund Balance Sheet 2013-2014 Claim Year - Page 4
420901 - BALDWINVILLE CSD Official - as of 10/07/2013 11:46 AM

	Account	DP Code 45	Amount
TOTAL FUND BALANCE	AT095	79	35,338,582
TOTAL LIABILITIES - DEFERRED INFLOWS OF RESOURCES AND FUND BALANCE	AT099	80	44,730,610
Unexpended Surplus*			
Committed + Assigned Unappropriated + Unassigned Fund Balance	AT0991	81	4,159,795
Encumbrances Included In Committed and Assigned Fund Balance	AT0992	82	
Reserve for Insurance Recovery	AT0993	83	
Total Unexpended Surplus Funds (line 81 - 82 - 83)*	AT0994	84	4,159,795
Total Unexpended Surplus Funds divided by Total Projected General Fund Expenditures (TGFE)		85	0.04

*Amount subject to 4% limit pursuant to Real Prop. Tax Law Ss. 1318

Statement A1 - General Fund
Summary Statement of Budget, Revenues, and Variance **2013-2014 Claim Year - Page 5**
420901 - BALDWINVILLE CSD **Official - as of 10/07/2013 11:46 AM**

	Account	DP Code 94	Amount
Real Property Tax Items - Original Budget		1	49,000,620
Real Property Tax Items - Modified Budget		2	40,810,489
Real Property Tax Items - Actual Revenues	A1001	3	40,811,386
Real Property Tax Items - Variance (+/-)		4	897
Other Tax Items - Original Budget		5	1,589,954
Other Tax Items - Modified Budget		6	9,780,085
Other Tax Items - Actual Revenues	AT 1099	7	9,820,933
Other Tax Items - Variance (+/-)		8	40,848
Nonproperty Taxes - Original Budget		9	223,438
Nonproperty Taxes - Modified Budget		10	223,438
Nonproperty Taxes - Actual Revenues	AT 1199	11	378,490
Nonproperty Taxes - Variance (+/-)		12	155,052
Charges for Services - Original Budget		13	75,500
Charges for Services - Modified Budget		14	75,500
Charges for Services - Actual Revenues	AT 2399	15	99,354
Charges for Services - Variance (+/-)		16	23,854
Use of Money and Property - Original Budget		17	110,000
Use of Money and Property - Modified Budget		18	110,000
Use of Money and Property - Actual Revenues	AT 2499	19	98,565
Use of Money and Property - Variance (+/-)		20	11,435
Forfeitures - Original Budget		21	
Forfeitures - Modified Budget		22	
Forfeitures - Actual Revenues	A2620	23	
Forfeitures - Variance (+/-)		24	0
Sale of Property and Compensation for Loss - Original Budget		25	50,000
Sale of Property and Compensation for Loss - Modified Budget		26	50,000
Sale of Property and Compensation for Loss - Actual Revenues	AT 2699	27	197,863
Sale of Property and Compensation for Loss - Variance (+/-)		28	147,863
Miscellaneous - Original Budget		29	180,000
Miscellaneous - Modified Budget		30	180,000
Miscellaneous - Actual Revenues	AT 2799	31	913,007
Miscellaneous - Variance (+/-)		32	733,007

Statement A1 - General Fund
Summary Statement of Budget, Revenues, and Variance **2013-2014 Claim Year - Page 6**
420901 - BALDWINVILLE CSD **Official - as of 10/07/2013 11:46 AM**

	Account	DP Code 94	Amount
Interfund Revenues - Original Budget		33	
Interfund Revenues - Modified Budget		34	
Interfund Revenues - Actual Revenues	A2801	35	
Interfund Revenues - Variance (+/-)		36	0
State Aid - Original Budget		37	34,139,913
State Aid - Modified Budget		38	34,229,913
State Aid - Actual Revenues	AT3999	39	34,521,051
State Aid - Variance (+/-)		40	291,138
Federal Aid - Original Budget		41	100,000
Federal Aid - Modified Budget		42	100,000
Federal Aid - Actual Revenues	AT4999	43	255,373
Federal Aid - Variance (+/-)		44	155,373
Interfund Transfers - Original Budget		45	
Interfund Transfers - Modified Budget		46	
Interfund Transfers - Actual Revenues	AT5059	47	0
Interfund Transfers - Variance (+/-)		48	0
Retirement System Credits - Original Budget		49	
Retirement System Credits - Modified Budget		50	
Retirement System Credits - Actual Revenues	A5060	51	
Retirement System Credits - Variance (+/-)		52	0
Proceeds of Long Term Debt - Original Budget		53	
Proceeds of Long Term Debt - Modified Budget		54	
Proceeds of Long Term Debt - Actual Revenues	AT5799	55	0
Proceeds of Long Term Debt - Variance (+/-)		56	0
Total Original Budget		57	85,469,425
Total Estimated Revenues - Modified Budget	A510	58	85,559,425
Total Actual Revenues	AT5999	59	87,096,022
Total Variance		60	1,536,597
Appropriated Reserves - Modified Budget	A511	61	5,446,757
Appropriated Fund Balance - Modified Budget	A599	62	2,489,229
Obligations Authorized - Modified Budget	A530	63	
TOTAL ESTIMATED REVENUES - MODIFIED BUDGET, APPROPRIATED RESERVES, APPROPRIATED FUND BALANCE, AND OBLIGATIONS AUTHORIZED*		64	93,495,411

* The total on this statement must agree with the total on Statement A2, page 8, line 47.

Statement A2 - General Fund
Summary Statement of Budget and Expenditures **2013-2014 Claim Year - Page 7**
420901 - BALDWINVILLE CSD **Official - as of 10/07/2013 11:46 AM**

	Account	DP Code 95	Amount
General Support - Original Budget		1	8,372,304
General Support - Modified Budget		2	8,706,594
General Support - Actual Expenditures	AT1999.0	3	7,259,884
General Support - Encumbrances		4	154,965
General Support - Variance (+/-)		5	1,291,745
Instruction - Original Budget		6	46,324,039
Instruction - Modified Budget		7	47,006,414
Instruction - Actual Expenditures	AT2999.0	8	45,567,634
Instruction - Encumbrances		9	200,335
Instruction - Variance (+/-)		10	1,238,245
Pupil Transportation - Original Budget		11	5,805,612
Pupil Transportation - Modified Budget		12	5,910,482
Pupil Transportation - Actual Expenditures	AT5599.0	13	5,598,238
Pupil Transportation - Encumbrances		14	4,799
Pupil Transportation - Variance (+/-)		15	307,445
Community Services - Original Budget		16	
Community Services - Modified Budget		17	
Community Services - Actual Expenditures	AT8099.0	18	0
Community Services - Encumbrances		19	
Community Services - Variance (+/-)		20	0
Employee Benefits - Original Budget		21	25,585,065
Employee Benefits - Modified Budget		22	25,542,759
Employee Benefits - Actual Expenditures	AT9098.0	23	22,709,619
Employee Benefits - Encumbrances		24	0
Employee Benefits - Variance (+/-)		25	2,833,140
Debt Service Principal - Original Budget		26	100,000
Debt Service Principal - Modified Budget		27	100,000
Debt Service Principal - Actual Expenditures	AT9798.6	28	0
Debt Service Principal - Encumbrances		29	
Debt Service Principal - Variance (+/-)		30	100,000
Debt Service Interest - Original Budget		31	
Debt Service Interest - Modified Budget		32	
Debt Service Interest - Actual Expenditures	AT9798.7	33	0
Debt Service Interest - Encumbrances		34	
Debt Service Interest - Variance (+/-)		35	0

Statement A2 - General Fund
Summary Statement of Budget and Expenditures **2013-2014 Claim Year - Page 8**
420901 - BALDWINVILLE CSD **Official - as of 10/07/2013 11:46 AM**

	Account	DP Code 95	Amount
Interfund Transfers - Original Budget		36	6,229,162
Interfund Transfers - Modified Budget		37	6,229,162
Interfund Transfers - Actual Expenditures	AT9951.0	38	5,660,683
Interfund Transfers - Encumbrances		39	
Interfund Transfers - Variance (+/-)		40	568,479
Total Appropriations - Original Budget		41	92,416,182
Total Appropriations - Modified Budget	A960	42	93,495,411
Total Actual Expenditures	AT9999.0	43	86,796,258
Total Encumbrances		44	360,099
Total Variances (+/-)		45	6,339,054
Budgetary Provision for Other Purposes	A962	46	
TOTAL APPROPRIATIONS-MODIFIED BUDGET AND BUDGETARY PROVISION FOR OTHER PURPOSES*		47	93,495,411

* The total on this statement must agree with the total on Statement A1, page 6, line 64.

Statement A3 - General Fund Analysis of Fund Balance 2013-2014 Claim Year - Page 9
 420901 - BALDWINVILLE CSD Official - as of 10/07/2013 11:46 AM

	Account	DP Code 47	Amount
Fund Balance or (Deficit) July 1, 2012	A8021	1	35,038,818
Prior Period Adjustments (Specify):			
Additions:			
<input type="text"/>	A8012	2	<input type="text"/>
<input type="text"/>	A8012	3	<input type="text"/>
<input type="text"/>	A8012	4	<input type="text"/>
Deductions:			
<input type="text"/>	A8015	5	<input type="text"/>
<input type="text"/>	A8015	6	<input type="text"/>
<input type="text"/>	A8015	7	<input type="text"/>
Add: Revenues, Interfund Transfers, and Proceeds of Long Term Debt (From Schedule A3)	AT5999	8	87,096,022
Less: Expenditures and Interfund Transfers (From Schedule A4)	AT9999.0	9	86,796,258
Rounding Adjustment (Plus or (Minus))	A8026	10	0
Fund Balance or (Deficit) June 30, 2013	A8029	11	35,338,582

New for Fiscal Year 2012-13, if you did not comply with GASB Technical Bulletin No. 2004-2 in the 2011-12 school year and are first complying with the bulletin in the 2012-13 school year, please follow these instructions. Report Required Contributions to the Teacher's Retirement System that are Due for (Attributed To) the 2011-12 Reporting Period in A8015 on this Schedule - The General Fund Analysis of Fund Balance. Contributions to the Teacher's Retirement System that are Due for 2012-13 Reporting Period Should be Reported in the General Fund Expenditure Code A9020.8. See the OSC Pension Bulletin of January 2012, and the SAMS Help for A9020.8.

ST3 - Annual Financial Report		2011-12 School Year from SED File	2012-13 School Year (Actual) DP #48	2013-14 School Year (Projected) DP #48	
REAL PROPERTY TAX ITEMS					
1.	Real Property Taxes (Excludes STAR Revenue)	A1001	40,699,099	40,811,386	42,221,638
OTHER TAX ITEMS					
2.	Appropriation of Planned Balance	A1040			
3.	Appropriation of Special Taxes (Suffolk Co)	A1041			
4.	Federal Payments in Lieu of Taxes	A1080			
5.	Other Payments in Lieu of Taxes	A1081	371,372	1,630,802	1,589,954
5b.	Wind Power Payments In Lieu of Taxes (PILOTS)-	A1083			
6.	School Tax Relief Reimbursement	A1085	7,984,658	8,190,131	8,200,000
6b.	School Tax Reimbursement - New York City PIT	A1187			
7.	Interest and Penalties on Real Property Taxes	A1090			
8.	Total Other Tax Items	AT1099	8,356,030	9,820,933	9,789,954
NONPROPERTY TAXES					
9.	Tax on Consumer Utility Bills	A1111			
10.	Nonproperty Tax Distribution by Counties	A1120	552,461	378,490	106,250
11.	Gross Receipts Tax	A1130			
12.	Total Nonproperty Taxes	AT1199	552,461	378,490	106,250
CHARGES FOR SERVICES					
13.	Day School Tuition-Resident Nonveteran Postgrad Tuition (from Individuals)	A1310			

ST3 - Annual Financial Report		2011-12 School Year from SED File	2012-13 School Year (Actual) DP #48	2013-14 School Year (Projected) DP #48
14.	Other Day School Tuition (from Individuals)	A1311		
15.	Continuing Education Tuition (from Individuals)	A1315		
16.	Summer School Tuition (from Individuals)	A1320		
17.	Textbook Charges (from Individuals)	A1330		
18.	Other Student Fee/Charges (from Individuals)	A1335		500
19.	Admissions (from Individuals)	A1410	11,972	12,000
19b.	School Store Sales	A1450		
20.	Other Charges - Services (from Individuals)	A1489	23,693	13,000
21.	Data Processing for Other Districts and Governments	A2228		
22.	Day School Tuition - Other Districts in NYS	A2230	43,852	50,000
23.	Summer School Tuition - Other Districts in NYS	A2232		
24.	Services Provided for BOCES Other Than Transportation	A2235		
25.	Health Services for Other Districts	A2280		
26.	Narcotic Control Service for Other Governments	A2290		
27.	Narcotic Control Service for BOCES	A2291		
28.	Transportation for Other Districts on Contract Buses	A2304		

ST3 - Annual Financial Report		2011-12 School Year from SED File	2012-13 School Year (Actual) DP #48	2013-14 School Year (Projected) DP #48
29.	Transportation for Other Districts on District Owned or Operated Buses	A2304		
30.	Not Used			
31.	Transportation for BOCES	A2308		
32.	Youth Services, Other Governments	A2350		
33.	Tuition from NYS for Native American Students who Reside on Reservations	A2389		
34a.	Revenue For Transportation Supervisor Office	A2389		
34b.	Other Miscellaneous Revenues	A2389		
35.	Contractual Payments from NYS for Native American Student Transportation	A2389		
36.	Transportation Revenues for Nonresident Pre-K or DFY (Section 1709(25)(h) of Education Law)	A2389		
37.	Tuition - Districts in Other States	A2395		
38.	Other Miscellaneous Revenues-Districts in Other States	A2395		
39.	Total Charges for Services	AT2399	79,417	99,354
USE OF MONEY AND PROPERTY				
40.	Interest and Earnings	A2401	134,617	98,103
41.	Rental of Real Property, Individuals	A2410		
42.	Rental of Real Property, Other Governments	A2412		

ST3 - Annual Financial Report		2011-12 School Year from SED File	2012-13 School Year (Actual) DP #48	2013-14 School Year (Projected) DP #48
43.	Rental of Real Property, BOCES	A2413		
44.	Rental of Equipment (Not Buses), Individuals	A2414		
45.	Rental of Equipment (Not Buses), Other Governments	A2416		
45b.	Natural Gas Leases and Royalties -	A2420		
46.	Rental of Buses	A2440		
47.	Rental (Not Buses), Other (Specify) <input type="text"/>	A2440		
48.	Commissions	A2450	730	462
48b.	Wind Power Host Community Fees -	A2460		
49.	Total Use of Money and Property	AT2499	135,347	98,665
FORFEITURES				
50.	Forfeiture of Deposits	A2620		
SALE OF PROPERTY AND COMPENSATION FOR LOSS				
51.	Sale of Scrap and Excess Materials	A2650	11,130	4,660
52.	Minor Sales, Other (Specify) <input type="text"/>	A2655	108,036	114,505
53.	Sale of Real Property	A2660		
	Does the actual revenue shown above in the middle column for A2660 "Sale of Real Property" include Sale or Transfer of ownership of a building?	<input type="checkbox"/>		
54.	Sale of Equipment	A2665		12,699
55.	Sale of Transportation Equipment	A2666	15,823	12,787
56.	Sale of Instructional Supplies	A2670	1,541	1,382

ST3 - Annual Financial Report		2011-12 School Year from SED File	2012-13 School Year (Actual) DP #48	2013-14 School Year (Projected) DP #48
57.	Insurance Recoveries - Transportation Related	A2680	11,468	
58.	Insurance Recoveries - Other	A2680		
59.	Self Insurance Recoveries	A2683	30,761	
60.	Other Compensation for Loss	A2690	9,601	
61.	Total Sale of Property and Compensation for Loss	AT2699	197,863	50,000
MISCELLANEOUS				
62.	Reimbursement of Medicare Part D Expenditures	A2700	224,320	75,000
63.	Refund of Prior Years Expenses - BOCES Services Approved for Aid	A2701	321,454	160,000
64.	Refund of Prior Years Expenses - Contracted Transportation (Including BOCES)	A2702		
65.	Refund of Prior Years Expenses - District Owned Transportation	A2702		
66.	Refund of Prior Years Expenses - Other (Not Transportation)	A2703	210,387	
67.	Refund of Prior Years Expenses - Tuition for Spec Act District Approved Private School Disabled	A2704		
68.	Gifts and Donations	A2705	500	
69.	Reimbursement of MTA Payroll Tax	A2730		
70.	Other Unclassified Revenues	A2770	156,346	80,000
71.	Refund of Transportation Contract Expense for Advertising on School Buses	A2770		

ST3 - Annual Financial Report		2011-12 School Year from SED File	2012-13 School Year (Actual) DP #48	2013-14 School Year (Projected) DP #48	
72.	Total Miscellaneous	AT2799	911,859	913,007	915,000
INTERFUND REVENUES					
73.	Interfund Revenues	A2801			
STATE AID					
74.	Loss of Public Utility Valuation	A3017			
75.	Real Property Tax Administration	A3040			
76.	Records Management	A3060			
77.	Not Used				
78.	Basic Formula Aid - General Aids payable under NYSEL 3609a	A3101	15,222,810	16,841,319	18,088,374
79.	Basic Formula Aid - Excess Cost Aids payable under NYSEL 3609b: include High Cost Aid, Pub EC Setaside, Supplemental Pub EC Aid, Private EC Aid(excl. amt. pd. to charter schools)	A3101	6,267,667	6,347,985	6,100,000
Click here for an estimate of total Excess Cost aids from 2013-14 computer run which you may use to complete line #79					
80.	Basic Formula Aid - Excess Cost Aids payable under NYSEL 3609-b for Charter Schools only	A3101			
81.	Lottery Aid (Section 3609a Education Law)	A3102	6,150,771	6,041,038	6,200,000
82.	VLT Lottery Grants (Section 3609f Ed Law)	A3102	1,075,798	1,344,512	1,357,029
83.	BOCES Aid (Section 3609d Education Law)	A3103	3,250,806	2,971,040	2,943,784
84.	Tuition for Students with Disabilities (Chapters 47, 66, and 721)	A3104	118,044	179,892	

ST3 - Annual Financial Report		2011-12 School Year from SED File	2012-13 School Year (Actual) DP #48	2013-14 School Year (Projected) DP #48
85.	Transportation for Students with Disabilities in an ICF (Chapter 721)	A3104		
86.	Textbook Aid (Including Textbook/Lottery Aid)	A3260	355,617	475,443
87.	Computer Software Aid	A3262	200,696	105,101
88.	Hardware Aid	A3262		
89.	Library A/V Loan Program Aid	A3263	37,262	
90.	Small Govt Assistance	A3265		
91.	Other State Aid (Specify) <input type="text"/>	A3289	141,743	
	Only include items on the Help Text list!			
92.	Youth Programs	A3820		
93.	Emergency Disaster Assistance (NYS Emergency Management Office)	A3960		
94.	Total State Aid	AT3999	32,821,214	35,269,731
FEDERAL AID				
95.	Federally Affected Areas Operating Aid	A4107		
96.	Federally Affected Areas - Students with Disabilities	A4108		
97.	ARRA Fiscal Stabilization Grant (EXCLUDE Federal Jobs Fund, Teacher Ctrs & Mentor/Intern Revenues, reported in Special Aid Fund Sch. B2)	A4285		
98.	Interest Subsidy for Build America Bonds	A4289		
99.	Other Federal Aid (Specify) <input type="text"/>	A4289		

ST3 - Annual Financial Report		2011-12 School Year from SED File	2012-13 School Year (Actual) DP #48	2013-14 School Year (Projected) DP #48	
100.	Medicaid Assistance-School Age-School Year Programs	A4601	127,433	255,373	100,000
101.	Emergency Disaster Assistance (FEMA)	A4960			
102.	Total Federal Aid	AT4999	127,433	255,373	100,000
INTEFUND TRANSFERS					
103.	Interfund Transfers (Other than Debt Service)	A5031			
104.	Interfund Transfer for Debt Service	A5050			
105.	Total Interfund Transfers	AT5059	0	0	0
RETIREMENT SYSTEM CREDITS					
106.	Not Used(not valid beginning school year 2008-09)				
PROCEEDS OF LONG TERM DEBT (FOR OTHER THAN CAPITAL PROJECTS)					
107.	Term Bonds	A5700			
108.	Serial Bonds	A5710			
109.	Statutory Bonds	A5720			
110.	Bond Anticipation Notes	A5730			
111.	Capital Notes	A5740			
112.	Other Debt (Specify) <input type="text"/>	A5789			
113.	Total Proceeds of Long Term Debt	AT5799	0	0	0
114.	Total General Fund Revenues, Interfund Transfers and Proceeds of Long Term Debt	AT5999	83,840,710	87,096,022	88,013,073

Schedule A4a - General Fund
Expenditures by Function and Object of Expense 1-128
420901 - BALDWINVILLE CSD

2013-2014 Claim Year - Page 18
Official - as of 10/07/2013 11:46 AM

ST3 - Annual Financial Report

2011-12 School Year from SED File	2012-13 School Year (Actual) DP #49	2013-14 School Year (Projected) DP #49
---	---	--

GENERAL SUPPORT - BOARD OF EDUCATION

Board of Education

1.	Noninstructional Salaries	A1010.16			
2.	Equipment	A1010.2			
3.	Contractual and Other	A1010.4	32,983	27,740	26,000
4.	Materials and Supplies	A1010.45	3,316	1,366	1,800
5.	BOCES Services	A1010.49			
6.	Total Board of Education	A1010.0	36,299	29,106	27,800

District Clerk

7.	Noninstructional Salaries	A1040.16			
8.	Equipment	A1040.2			
9.	Contractual and Other	A1040.4			
10.	Materials and Supplies	A1040.45			
11.	Total District Clerk	A1040.0	0	0	0

District Meeting

12.	Noninstructional Salaries	A1060.16			
13.	Equipment	A1060.2			
14.	Contractual and Other	A1060.4	1,983	2,387	2,500
15.	Materials and Supplies	A1060.45			
16.	Total District Meeting	A1060.0	1,983	2,387	2,500
17.	TOTAL BOARD OF EDUCATION	AT1099.0	38,282	31,493	30,300

**Schedule A4a - General Fund
Expenditures by Function and Object of Expense 1-128
420901 - BALDWINVILLE CSD**

**2013-2014 Claim Year - Page 19
Official - as of 10/07/2013 11:46 AM**

ST3 - Annual Financial Report	2011-12 School Year from SED File	2012-13 School Year (Actual) DP #49	2013-14 School Year (Projected) DP #49
-------------------------------	---	---	--

GENERAL SUPPORT - CENTRAL ADMINISTRATION

Chief School Administrator

18.	Instructional Salaries	A1240.15	182,020	185,464	187,362
19.	Noninstructional Salaries	A1240.16	55,277	56,684	58,360
20.	Equipment	A1240.2			
21.	Contractual and Other	A1240.4	5,073	6,011	7,700
22.	Materials and Supplies	A1240.45	761	494	1,040
23.	TOTAL CHIEF SCHOOL ADMINISTRATOR	A1240.0	243,131	248,653	254,462

GENERAL SUPPORT - FINANCE

Business Administration

24.	Instructional Salaries	A1310.15	119,747	120,467	125,444
25.	Noninstructional Salaries	A1310.16	358,943	337,651	360,853
26.	Equipment	A1310.2	4,193	12,282	7,000
27.	Contractual and Other	A1310.4	3,749	6,297	4,500
28.	Materials and Supplies	A1310.45	3,308	3,937	4,500
29.	BOCES Services	A1310.49	206,952	168,932	173,568
30.	Total Business Administration	A1310.0	696,892	649,566	675,865

Auditing

31.	Noninstructional Salaries	A1320.16	17,129	17,897	16,500
32.	Equipment	A1320.2			

Schedule A4a - General Fund

Expenditures by Function and Object of Expense 1-128 2013-2014 Claim Year - Page 20

420901 - BALDWINVILLE CSD

Official - as of 10/07/2013 11:46 AM

ST3 - Annual Financial Report		2011-12 School Year from SED File	2012-13 School Year (Actual) DP #49	2013-14 School Year (Projected) DP #49	
33.	Contractual and Other	A1320.4	76,956	56,995	65,500
34.	Materials and Supplies	A1320.45			
35.	Total Auditing	A1320.0	94,085	74,892	82,000
Treasurer					
36.	Noninstructional Salaries	A1325.16			
37.	Equipment	A1325.2			
38.	Contractual and Other	A1325.4			
39.	Materials and Supplies	A1325.45			
40.	Total Treasurer	A1325.0	0	0	0
Tax Collector					
41.	Noninstructional Salaries	A1330.16			
42.	Equipment	A1330.2			
43.	Contractual and Other	A1330.4	32,605	33,715	33,000
44.	Materials and Supplies	A1330.45			
45.	BOCES Services	A1330.49			
46.	Total Tax Collector	A1330.0	32,605	33,715	33,000
Purchasing					
47.	Instructional Salaries	A1345.15			
48.	Noninstructional Salaries	A1345.16			

**Schedule A4a - General Fund
Expenditures by Function and Object of Expense 1-128
420901 - BALDWINVILLE CSD**

**2013-2014 Claim Year - Page 21
Official - as of 10/07/2013 11:46 AM**

ST3 - Annual Financial Report			2011-12 School Year from SED File	2012-13 School Year (Actual) DP #49	2013-14 School Year (Projected) DP #49
49.	Equipment	A1345.2			
50.	Contractual and Other	A1345.4			
51.	Materials and Supplies	A1345.45			
52.	BOCES Services	A1345.49			
53.	Total Purchasing	A1345.0	0	0	0
Other Finance					
54.	Fiscal Agent Fee	A1380.4	10,102	9,603	12,000
55.	TOTAL FINANCE	AT1399.0	833,684	767,776	802,865
GENERAL SUPPORT - STAFF					
Legal					
56.	Noninstructional Salaries	A1420.16			
57.	Equipment	A1420.2			
58.	Contractual and Other	A1420.4	153,320	145,895	101,000
59.	Materials and Supplies	A1420.45			
60.	BOCES Services	A1420.49			
61.	Total Legal	A1420.0	153,320	145,895	101,000
Personnel					
62.	Instructional Salaries	A1430.15	109,050	109,087	117,005
63.	Noninstructional Salaries	A1430.16	99,413	99,728	103,525
64.	Equipment	A1430.2			

Schedule A4a - General Fund

Expenditures by Function and Object of Expense 1-128 2013-2014 Claim Year - Page 22

420901 - BALDWINSVILLE CSD

Official - as of 10/07/2013 11:46 AM

ST3 - Annual Financial Report			2011-12 School Year from SED File	2012-13 School Year (Actual) DP #49	2013-14 School Year (Projected) DP #49
65.	Contractual and Other	A1430.4	15,956	7,768	14,040
66.	Materials and Supplies	A1430.45	1,752	2,375	3,000
67.	BOCES Services	A1430.49	169,291	166,411	185,039
68.	Total Personnel	A1430.0	395,462	385,369	422,609
Records Management Officer					
69.	Instructional Salaries	A1460.15			
70.	Noninstructional Salaries	A1460.16			
71.	Equipment	A1460.2			
72.	Contractual and Other	A1460.4	6,887	7,646	10,000
73.	Materials and Supplies	A1460.45			
74.	BOCES Services	A1460.49	3,811	3,811	3,963
75.	Total Records Management Officer	A1460.0	10,698	11,457	13,963
Public Information and Services					
76.	Instructional Salaries	A1480.15			
77.	Noninstructional Salaries	A1480.16	51,810	52,559	53,982
78.	Equipment	A1480.2			
79.	Contractual and Other	A1480.4	24,377	23,942	25,000
80.	Materials and Supplies	A1480.45	787	5,565	5,280
81.	BOCES Services	A1480.49			
82.	Total Public Information and Services	A1480.0	76,974	82,066	84,262
83.	TOTAL STAFF	AT1499.0	686,454	624,787	621,634

Schedule A4a - General Fund
 Expenditures by Function and Object of Expense 1-128
 420901 - BALDWINVILLE CSD

2013-2014 Claim Year - Page 23
 Official - as of 10/07/2013 11:46 AM

ST3 - Annual Financial Report	2011-12 School Year from SED File	2012-13 School Year (Actual) DP #49	2013-14 School Year (Projected) DP #49
--------------------------------------	--	--	---

GENERAL SUPPORT - CENTRAL SERVICES

Operation of Plant

84.	Noninstructional Salaries	A1620.16	2,174,162	2,186,179	2,182,006
85.	Equipment	A1620.2	11,048	13,179	29,152
86.	Contractual and Other	A1620.4	13,524	12,736	16,950
87.	Materials and Supplies	A1620.45	169,539	186,187	184,062
88.	BOCES Services	A1620.49			
89.	Total Operation of Plant	A1620.0	2,368,273	2,398,281	2,412,170

Maintenance of Plant

90.	Noninstructional Salaries	A1621.16	660,068	665,706	692,435
91.	Equipment	A1621.2	125,327	226,910	319,123
92.	Contractual and Other	A1621.4	1,340,992	1,131,790	1,722,533
93.	Materials and Supplies	A1621.45	159,520	207,715	202,555
94.	BOCES Services	A1621.49	276,819	276,385	276,500
95.	Total Maintenance of Plant	A1621.0	2,564,226	2,508,506	3,213,146

Central Storeroom

96.	Noninstructional Salaries	A1660.16			
97.	Equipment	A1660.2			
98.	Contractual and Other	A1660.4			

Schedule A4a - General Fund

Expenditures by Function and Object of Expense 1-128 2013-2014 Claim Year - Page 24

420901 - BALDWINVILLE CSD

Official - as of 10/07/2013 11:46 AM

ST3 - Annual Financial Report			2011-12 School Year from SED File	2012-13 School Year (Actual) DP #49	2013-14 School Year (Projected) DP #49
99.	Materials and Supplies	A1660.45			
100.	Total Central Storeroom	A1660.0	0	0	0
Central Printing and Mailing					
101.	Noninstructional Salaries	A1670.16	48,142	24,912	19,285
102.	Equipment	A1670.2		213	
103.	Contractual and Other	A1670.4	12		
104.	Materials and Supplies	A1670.45	89,940	51,785	77,200
105.	BOCES Services	A1670.49			
106.	Total Central Printing and Mailing	A1670.0	138,094	76,910	96,485
Central Data Processing					
107.	Noninstructional Salaries	A1680.16			
108.	Equipment	A1680.2			
109.	Contractual and Other	A1680.4			
110.	Materials and Supplies	A1680.45			
111.	BOCES Services	A1680.49			
112.	Total Central Data Processing	A1680.0	0	0	0
113.	TOTAL CENTRAL SERVICES	AT1699.0	5,070,593	4,983,697	5,721,801
Special Items					
114.	Administration - Salaries	A1710.1			

Schedule A4a - General Fund

Expenditures by Function and Object of Expense 1-128 2013-2014 Claim Year - Page 25

420901 - BALDWINVILLE CSD

Official - as of 10/07/2013 11:46 AM

ST3 - Annual Financial Report			2011-12 School Year from SED File	2012-13 School Year (Actual) DP #49	2013-14 School Year (Projected) DP #49
115.	Administration - Contractual	A1710.4			
116.	Excess Insurance	A1722.4			
117.	Unallocated Insurance	A1910.4	174,126	182,392	200,124
118.	School Association Dues	A1920.4	18,831	20,522	21,000
119.	Judgment and Claims	A1930.4			
NOTE: Include Tax Certiorari in above entry.					
120.	Property Loss	A1931.4			
121.	Purchase of Land/Right of Way	A1940.4			
122.	Assessments on School Property	A1950.4	18,245	19,150	21,200
123a.	Refund on Real Property Taxes	A1964.4	8,150	679	10,000
NOTE: Do NOT include Tax Certiorari in above entry.					
123b.	Payment of MTA Payroll Tax	A1980.4			
124.	BOCES Administrative Costs	A1981.49	387,430	380,735	392,667
125.	BOCES Capital Expenses	A1983.49			
126.	Unclassified	A1989.4			
127.	Total Special Items	AT 1998.0	606,782	603,478	644,991
128.	TOTAL GENERAL SUPPORT	AT 1999.0	7,428,926	7,259,884	8,076,253

Schedule A4b - General Fund
Expenditures by Function and Object of Expense 129-298
420901 - BALDWINVILLE CSD

2013-2014 Claim Year - Page 26
Official - as of 10/07/2013 11:46 AM

ST3 - Annual Financial Report

2011-12 School Year from SED File
2012-13 School Year (Actual) DP #49
2013-14 School Year (Projected) DP #49

INSTRUCTION - ADMINISTRATION AND IMPROVEMENT

Curriculum Development and Supervision

129.	Instructional Salaries	A2010.15	122,814	19,057	110,200
130.	Noninstructional Salaries	A2010.16	68,111	59,535	61,650
131.	Equipment	A2010.2			
132.	Contractual and Other	A2010.4	687	661	1,920
133.	Materials and Supplies	A2010.45	521	1,913	1,920
134.	BOCES Services	A2010.49			
135.	Total Curriculum Development and Supervision	A2010.0	182,133	81,166	175,690

Supervision - Regular School

136.	Instructional Salaries	A2020.15	1,786,957	1,911,575	1,959,829
137.	Noninstructional Salaries	A2020.16	693,600	724,907	720,054
138.	Equipment	A2020.2			
139.	Contractual and Other	A2020.4	6,567	2,831	7,015
140.	Materials and Supplies	A2020.45	6,520	6,947	9,614
141.	BOCES Services	A2020.49			
142.	Total Supervision - Regular School	A2020.0	2,492,544	2,646,260	2,696,512

Supervision - Special School

143.	Instructional Salaries	A2040.15			
144.	Noninstructional Salaries	A2040.16			

**Schedule A4b - General Fund
Expenditures by Function and Object of Expense 129-298
420901 - BALDWINVILLE CSD**

**2013-2014 Claim Year - Page 27
Official - as of 10/07/2013 11:46 AM**

ST3 - Annual Financial Report			2011-12 School Year from SED File	2012-13 School Year (Actual) DP #49	2013-14 School Year (Projected) DP #49
145.	Equipment	A2040.2			
146.	Contractual and Other	A2040.4			
147.	Materials and Supplies	A2040.45			
148.	Total Supervision - Special Schools	A2040.0	0	0	0
Research, Planning, and Evaluation					
149.	Instructional Salaries	A2060.15			
150.	Noninstructional Salaries	A2060.16			
151.	Equipment	A2060.2			
152.	Contractual and Other	A2060.4			
153.	Materials and Supplies	A2060.45			
154.	BOCES Services	A2060.49			
155.	Total Research, Planning, and Evaluation	A2060.0	0	0	0
Inservice Training - Instruction					
156.	Instructional Salaries	A2070.15	45,252	59,993	127,794
157.	Noninstructional Salaries	A2070.16			
158.	Equipment	A2070.2			
159.	Contractual and Other	A2070.4	33,241	48,408	60,032
160.	Materials and Supplies	A2070.45	1,572	1,837	4,902
161.	BOCES Services	A2070.49	59,801	81,204	92,876

**Schedule A4b - General Fund
Expenditures by Function and Object of Expense 129-298
420901 - BALDWINVILLE CSD**

**2013-2014 Claim Year - Page 28
Official - as of 10/07/2013 11:46 AM**

ST3 - Annual Financial Report			2011-12 School Year from SED File	2012-13 School Year (Actual) DP #49	2013-14 School Year (Projected) DP #49
162.	Total Inservice Training - Instruction	A2070.0	189,866	191,442	285,604
163.	TOTAL ADMINISTRATION AND IMPROVEMENT	AT2099.0	2,814,543	2,918,868	3,157,806
INSTRUCTION - TEACHING					
Teaching - Regular School					
164.	Teacher Salaries, Pre-Kindergarten	A2110.10	78,693		227,374
165.	Teacher Salaries, 1/2 Day Kindergarten	A2110.11	717,039	683,758	755,634
166.	Teacher Salaries, Full Day Kindergarten - 3	A2110.12	3,488,796	3,672,109	3,787,867
167.	Teacher Salaries, 4 - 6	A2110.12	3,533,937	3,429,762	3,645,372
168.	Teacher Salaries, 7 - 12	A2110.13	12,300,760	13,124,223	13,670,038
169.	Substitute Teacher Salaries	A2110.14	2,189,097	2,265,106	2,287,288
170.	Noninstructional Salaries	A2110.16	488,310	485,123	494,720
171.	Equipment	A2110.2	220,277	316,559	229,111
172.	Contractual and Other	A2110.4	152,387	259,700	239,758
173.	Materials and Supplies	A2110.45	248,826	320,276	288,107
174.	Tuition Paid to Public Districts in NYS (excluding Special Act Districts)	A2110.471	29,776	43,422	11,107
175.	Tuition - All Other	A2110.472			

**Schedule A4b - General Fund
Expenditures by Function and Object of Expense 129-298
420901 - BALDWINVILLE CSD**

**2013-2014 Claim Year - Page 29
Official - as of 10/07/2013 11:46 AM**

ST3 - Annual Financial Report			2011-12 School Year from SED File	2012-13 School Year (Actual) DP #49	2013-14 School Year (Projected) DP #49
176.	Payments to Charter Schools	A2110.473			
177.	Textbooks	A2110.48	384,004	355,513	360,000
Note: TSL Aid is based on above entry and frozen on April 30th - See Help					
178.	BOCES Services - Limited English Proficiency Only	A2110.49			
179.	Other BOCES Services - Not LEP	A2110.49	2,489,233	2,603,549	2,435,277
180.	Total Teaching - Regular School	A2110.0	26,821,135	27,559,100	28,431,653
Program for Students with Disabilities School Age-School Year					
181.	Instructional Salaries	A2250.15	5,133,285	5,361,669	5,517,606
182.	Noninstructional Salaries	A2250.16	371,022	392,139	388,588
183.	Equipment	A2250.2	960	5,640	3,300
184.	Contractual and Other	A2250.4	22,795	20,025	19,355
185.	Materials and Supplies	A2250.45	17,367	22,255	28,791
186.	Tuition Paid to Public Districts in NYS (excluding Special Act Districts)	A2250.471	440,297	297,706	370,820
187.	Tuition - All Other	A2250.472			
188.	Payments to Charter Schools	A2250.473			
189.	Textbooks	A2250.48			
190.	BOCES Services	A2250.49	2,261,042	2,445,066	2,881,036
191.	Total Program for Students with Disabilities - School Age-School Year	A2250.0	8,246,768	8,544,500	9,209,496

**Schedule A4b - General Fund
Expenditures by Function and Object of Expense 129-298
420901 - BALDWINVILLE CSD**

**2013-2014 Claim Year - Page 30
Official - as of 10/07/2013 11:46 AM**

ST3 - Annual Financial Report		2011-12 School Year from SED File	2012-13 School Year (Actual) DP #49	2013-14 School Year (Projected) DP #49
Occupational Education (Grades 9-12)				
192.	Instructional Salaries	A2280.15		
193.	Noninstructional Salaries	A2280.16		
194.	Equipment	A2280.2		
195.	Contractual and Other	A2280.4		
196.	Materials and Supplies	A2280.45		
197.	Tuition Paid to Public Districts in NYS (excluding Special Act Districts)	A2280.471		
198.	Tuition - All Other	A2280.472		
199.	Textbooks	A2280.48		
Note: TSL Aid is based on above entry and frozen on April 30th - See Help				
200.	BOCES Services	A2280.49	808,615	753,780
201.	Total Occupational Education	A2280.0	808,615	753,780
Teaching - Special Schools				
202.	Instructional Salaries	A2330.15	30,989	24,234
203.	Noninstructional Salaries	A2330.16		
204.	Equipment	A2330.2		
205.	Contractual and Other	A2330.4		
206.	Materials and Supplies	A2330.45		
207.	Tuition Paid to Public Districts in NYS (excluding Special Act Districts)	A2330.471		

**Schedule A4b - General Fund
Expenditures by Function and Object of Expense 129-298
420901 - BALDWINVILLE CSD**

**2013-2014 Claim Year - Page 31
Official - as of 10/07/2013 11:46 AM**

ST3 - Annual Financial Report		2011-12 School Year from SED File	2012-13 School Year (Actual) DP #49	2013-14 School Year (Projected) DP #49
208.	Tuition - All Other	A2330.472		
209.	Textbooks	A2330.48		
Note: TSL Aid is based on above entry and frozen on April 30th - See Help				
210.	BOCES Services (Including Equivalent Attendance Programs Claimed for BOCES Aid)	A2330.49	60,775	51,120
211.	BOCES Services for Non-BOCES Aided Equivalent Attendance Programs	A2330.49		
212.	CVEEB Services	A2330.49		
213.	Total Teaching - Special Schools	A2330.0	91,764	75,354
214.	TOTAL TEACHING	AT2399.0	35,468,282	36,932,734
INSTRUCTION - INSTRUCTIONAL MEDIA				
School Library and Audiovisual				
215.	Instructional Salaries	A2610.15	584,904	587,213
216.	Noninstructional Salaries	A2610.16	101,514	103,561
217.	Equipment	A2610.2	1,220	4,693
218.	Contractual and Other	A2610.4	1,894	148
219.	Materials and Supplies	A2610.45	6,181	5,948
220.	School Library AV Loan Program	A2610.46	64,420	62,940
Note: TSL Aid is based on above entry and frozen on April 30th - See Help				
221.	BOCES Services	A2610.49	223,308	216,408
222.	Total School Library and Audiovisual	A2610.0	983,441	980,911

**Schedule A4b - General Fund
Expenditures by Function and Object of Expense 129-298
420901 - BALDWINVILLE CSD**

**2013-2014 Claim Year - Page 32
Official - as of 10/07/2013 11:46 AM**

ST3 - Annual Financial Report		2011-12 School Year from SED File	2012-13 School Year (Actual) DP #49	2013-14 School Year (Projected) DP #49
Educational Television				
223.	Instructional Salaries	A2620.15		
224.	Noninstructional Salaries	A2620.16		
225.	Equipment	A2620.2		
226.	Contractual and Other	A2620.4		
227.	Materials and Supplies	A2620.45		
228.	BOCES Services	A2620.49		
229.	Total Educational Television	A2620.0	0	0
Computer Assisted Instruction				
230.	Instructional Salaries	A2630.15	214,004	208,475
231.	Noninstructional Salaries	A2630.16	363,369	320,382
232.	Equipment	A2630.2	13,790	35,705
233.	State-Aided Computer Hardware - Purchase	A2630.22	130,930	165,799
234.	Contractual and Other State-Aided Computer Hardware - Lease	A2630.4		
235.	Contractual and Other State-Aided Computer Hardware - Repair	A2630.4		
236.	Contractual and Other (Not State Aided Lease or Repair)	A2630.4	23,198	54,640

Schedule A4b - General Fund

Expenditures by Function and Object of Expense 129-298
420901 - BALDWINVILLE CSD

2013-2014 Claim Year - Page 33

Official - as of 10/07/2013 11:46 AM

ST3 - Annual Financial Report			2011-12 School Year from SED File	2012-13 School Year (Actual) DP #49	2013-14 School Year (Projected) DP #49
237.	Materials and Supplies	A2630.45	17,180	18,185	21,700
238.	State-Aided Computer Software	A2630.46	188,927	149,278	156,426
Note: TSL Aid is based on above entry and frozen on April 30th - See Help					
239.	BOCES Services	A2630.49			
240.	Total Computer Assisted Instruction	A2630.0	900,798	952,464	939,287
241.	TOTAL INSTRUCTIONAL MEDIA	AT2699.0	1,884,239	1,933,375	1,997,477
INSTRUCTION - PUPIL SERVICES					
Attendance Regular School					
242.	Instructional Salaries	A2805.15			
243.	Noninstructional Salaries	A2805.16	7,587	7,733	8,094
244.	Equipment	A2805.2			
245.	Contractual and Other	A2805.4	1,671	4,476	1,440
246.	Materials and Supplies	A2805.45		69	200
247.	BOCES Services	A2805.49	142,546	151,188	150,837
248.	Total Attendance - Regular School	A2805.0	151,804	163,466	160,571
Guidance - Regular School					
249.	Instructional Salaries	A2810.15	774,684	916,973	975,013
250.	Noninstructional Salaries	A2810.16	100,997	104,517	109,650
251.	Equipment	A2810.2			

**Schedule A4b - General Fund
Expenditures by Function and Object of Expense 129-298
420901 - BALDWINVILLE CSD**

**2013-2014 Claim Year - Page 34
Official - as of 10/07/2013 11:46 AM**

ST3 - Annual Financial Report			2011-12 School Year from SED File	2012-13 School Year (Actual) DP #49	2013-14 School Year (Projected) DP #49
252.	Contractual and Other	A2810.4	3,576	23	4,840
253.	Materials and Supplies	A2810.45	1,669	2,499	4,962
254.	BOCES Services	A2810.49	42,514	33,080	35,420
255.	Total Guidance - Regular School	A2810.0	922,930	1,057,092	1,129,885
Health Services - Regular School					
256.	Instructional Salaries	A2815.15	2,696	2,748	3,848
257.	Noninstructional Salaries	A2815.16	470,789	482,819	502,255
258.	Equipment	A2815.2	234	56	1,500
259.	Contractual and Other	A2815.4	99,978	59,532	40,900
260.	Materials and Supplies	A2815.45	25,787	15,373	18,550
261.	BOCES Services	A2815.49			
262.	Total Health Services - Regular School	A2815.0	599,484	660,528	667,053
Psychological Services - Regular School					
263.	Instructional Salaries	A2820.15	578,868	547,932	550,000
264.	Noninstructional Salaries	A2820.16			
265.	Equipment	A2820.2			
266.	Contractual and Other	A2820.4			
267.	Materials and Supplies	A2820.45	6,810	6,770	7,571

**Schedule A4b - General Fund
Expenditures by Function and Object of Expense 129-298
420901 - BALDWINVILLE CSD**

**2013-2014 Claim Year - Page 35
Official - as of 10/07/2013 11:46 AM**

ST3 - Annual Financial Report			2011-12 School Year from SED File	2012-13 School Year (Actual) DP #49	2013-14 School Year (Projected) DP #49
268.	BOCES Services	A2820.49			
269.	Total Psychological Services - Regular School	A2820.0	555,678	554,702	557,571
Social Work Services - Regular School					
270.	Instructional Salaries	A2825.15	202,740	326,093	335,500
271.	Noninstructional Salaries	A2825.16			
272.	Equipment	A2825.2			
273.	Contractual and Other	A2825.4			
274.	Materials and Supplies	A2825.45			
275.	BOCES Services	A2825.49			
276.	Total Social Work Services - Regular School	A2825.0	202,740	326,093	335,500
Pupil Personnel Services - Special Schools					
277.	Instructional Salaries	A2830.15			
278.	Noninstructional Salaries	A2830.16			
279.	Equipment	A2830.2			
280.	Contractual and Other	A2830.4	1,301	11,080	14,542
281.	Materials and Supplies	A2830.45	2,663	2,394	2,458
282.	BOCES Services	A2830.49			
283.	Total Pupil Personnel Services - Special Schools	A2830.0	3,964	13,474	17,000

**Schedule A4b - General Fund
Expenditures by Function and Object of Expense 129-298
420901 - BALDWINVILLE CSD**

**2013-2014 Claim Year - Page 36
Official - as of 10/07/2013 11:46 AM**

ST3 - Annual Financial Report		2011-12 School Year from SED File	2012-13 School Year (Actual) DP #49	2013-14 School Year (Projected) DP #49	
Co-Curricular Activities - Regular School					
284.	Instructional Salaries	A2850.15	176,352	171,099	195,708
285.	Noninstructional Salaries	A2850.16			
286.	Equipment	A2850.2			
287.	Contractual and Other	A2850.4	29,707	23,548	29,360
288.	Materials and Supplies	A2850.45	7,619	9,416	7,850
289.	Total Co-Curricular Activities - Regular School	A2850.0	213,678	204,063	232,918
Interscholastic Athletics - Regular School					
290.	Instructional Salaries	A2855.15	566,564	580,246	622,344
291.	Noninstructional Salaries	A2855.16	84,273	84,331	87,828
292.	Equipment	A2855.2	10,274	5,269	4,000
293.	Contractual and Other	A2855.4	131,834	155,345	172,200
294.	Materials and Supplies	A2855.45	68,154	78,248	50,000
295.	BOCES Services	A2855.49			
296.	Total Interscholastic Athletics - Regular School	A2855.0	861,099	903,439	936,372
School Store					
296b.	Noninstructional Salaries	A2870.16			
296c.	Equipment	A2870.2			
296d.	Contractual And Other	A2870.4			
296e.	Merchandise for Resale	A2870.41			
296f.	Materials And Supplies	A2870.45			
296g.	Total School Store	A2870.0	0	0	0
297.	TOTAL PUPIL SERVICES	AT2899.0	3,541,377	3,782,857	3,936,870
298.	TOTAL INSTRUCTION	AT2999.0	43,708,441	45,567,834	47,472,224

Schedule A4c - General Fund
Expenditures by Function and Object of Expense 299-436
420901 - BALDWINVILLE CSD

2013-2014 Claim Year - Page 37
Official - as of 10/07/2013 11:46 AM

ST3 - Annual Financial Report		2011-12 School Year from SED File	2012-13 School Year (Actual) DP #49	2013-14 School Year (Projected) DP #49
PUPIL TRANSPORTATION				
District Transportation Services				
299.	Instructional Salaries (Trans Supervisor Office)	A5510.15		
300.	Noninstructional Salaries (Excl Trans Supv Office)	A5510.16	3,646,093	3,713,327
301.	Noninstructional Salaries (Trans Supervisor Office)	A5510.16	248,049	281,916
302.	Equipment	A5510.2	4,448	31,632
303.	Purchase of Buses	A5510.21		
304.	Contractual and Other	A5510.4	315,364	267,911
305.	Materials and Supplies	A5510.45	910,751	1,173,457
306.	BOCES Bus Driver Training Services	A5510.49	14,930	14,836
307.	BOCES Bus Maintenance Services	A5510.49		
308.	Total District Transportation Services	A5510.0	5,139,635	5,483,079
Garage Building				
309.	Noninstructional Salaries	A5530.16	47,974	50,495
310.	Equipment	A5530.2	2,938	1,556
311.	Contractual and Other	A5530.4	70,016	57,251
312.	Materials and Supplies	A5530.45	824	2,003
313.	Total Garage Building	A5530.0	121,752	111,305

Schedule A4c - General Fund
Expenditures by Function and Object of Expense 299-436
420901 - BALDWINVILLE CSD

2013-2014 Claim Year - Page 38
Official - as of 10/07/2013 11:46 AM

ST3 - Annual Financial Report		2011-12 School Year from SED File	2012-13 School Year (Actual) DP #49	2013-14 School Year (Projected) DP #49
314.	NOT USED			
315.	Contract Transportation	A5540.4		
316.	Public Transportation	A5550.4		
317.	Transportation from BOCES	A5581.49	3,639	3,854
318.	TOTAL PUPIL TRANSPORTATION	AT5599.0	5,265,026	5,915,908
COMMUNITY SERVICE				
Recreation				
319.	Instructional Salaries	A7140.15		
320.	Noninstructional Salaries	A7140.16		
321.	Equipment	A7140.2		
322.	Contractual and Other	A7140.4		
323.	Materials and Supplies	A7140.45		
324.	BOCES Services	A7140.49		
325.	Total Recreation	A7140.0	0	0
Youth Program				
326.	Instructional Salaries	A7310.15		
327.	Noninstructional Salaries	A7310.16		
328.	Equipment	A7310.2		
329.	Contractual and Other	A7310.4		
330.	Materials and Supplies	A7310.45		
331.	BOCES Services	A7310.49		
332.	Total Youth Program	A7310.0	0	0

**Schedule A4c - General Fund
Expenditures by Function and Object of Expense 299-436
420901 - BALDWINVILLE CSD**

**2013-2014 Claim Year - Page 39
Official - as of 10/07/2013 11:46 AM**

ST3 - Annual Financial Report		2011-12 School Year from SED File	2012-13 School Year (Actual) DP #49	2013-14 School Year (Projected) DP #49
Civic Activities				
333.	Instructional Salaries	A8060.15		
334.	Noninstructional Salaries	A8060.16		
335.	Equipment	A8060.2		
336.	Contractual and Other	A8060.4		
337.	Materials and Supplies	A8060.45		
338.	BOCES Services	A8060.49		
339.	Total Civic Activities	A8060.0	0	0
Census				
340.	Noninstructional Salaries	A8070.16		
341.	Equipment	A8070.2		
342.	Contractual and Other	A8070.4		
343.	Materials and Supplies	A8070.45		
344.	BOCES Services	A8070.49		
345.	Total Census	A8070.0	0	0
346.	TOTAL COMMUNITY SERVICES	AT8099.0	0	0
UNDISTRIBUTED EXPENDITURES				
Employee Benefits				
347.	State Retirement	A9010.8	1,687,197	1,997,269
348.	Teachers' Retirement	A9020.8	3,648,891	4,285,351
349.	Social Security	A9030.8	3,281,813	3,409,764

Schedule A4c - General Fund

Expenditures by Function and Object of Expense 299-436
420901 - BALDWINVILLE CSD















2013-2014 Claim Year - Page 40

Official - as of 10/07/2013 11:46 AM

ST3 - Annual Financial Report			2011-12 School Year from SED File	2012-13 School Year (Actual) DP #49	2013-14 School Year (Projected) DP #49
350.	Workers' Compensation	A9040.8	500,489	546,319	676,074
351.	Life Insurance	A9045.8			
352.	Unemployment Insurance	A9050.8	89,590	75,041	
353.	Disability Insurance	A9055.8	3,531	1,500	10,000
354.	Hospital, Medical, and Dental Insurance	A9060.8	10,708,456	12,251,173	14,456,191
355.	Union Welfare Benefits	A9070.8			
356.	Other, Specify <input type="text"/>	A9089.8	191,603	143,202	
357.	Total Employee Benefits	AT9098.0	20,111,570	22,709,619	27,415,107
Debt Service - Principal					
358.	Term Bonds - Public Library	AL9700.6			
359.	Term Bonds - School Construction	A9701.6			
360.	Term Bonds - Bus Purchases	A9702.6			
361.	Term Bonds - BOCES Construction	A9703.6			
362.	Term Bonds - Other (Specify) <input type="text"/>	A9700.6			
363.	Serial Bonds - Public Library	AL9710.6			
364.	Serial Bonds - School Construction	A9711.6			

**Schedule A4c - General Fund
Expenditures by Function and Object of Expense 299-436
420901 - BALDWINVILLE CSD**

**2013-2014 Claim Year - Page 41
Official - as of 10/07/2013 11:46 AM**

ST3 - Annual Financial Report			2011-12 School Year from SED File	2012-13 School Year (Actual) DP #49	2013-14 School Year (Projected) DP #49
365.	Serial Bonds - Bus Purchases	A9712.6		<input data-bbox="963 430 1133 464" type="text"/>	<input data-bbox="1157 430 1328 464" type="text"/>
366.	Serial Bonds - BOCES Construction	A9713.6		<input data-bbox="963 478 1133 512" type="text"/>	<input data-bbox="1157 478 1328 512" type="text"/>
367.	Serial Bonds - Real Property Tax Refund	A9714.6		<input data-bbox="963 535 1133 569" type="text"/>	<input data-bbox="1157 535 1328 569" type="text"/>
368.	Serial Bonds - Other (Specify) <input data-bbox="263 625 571 659" type="text"/>	A9710.6		<input data-bbox="963 615 1133 648" type="text"/>	<input data-bbox="1157 615 1328 648" type="text"/>
369.	Statutory Bonds - Public Library	AL9720.6		<input data-bbox="963 678 1133 711" type="text"/>	<input data-bbox="1157 678 1328 711" type="text"/>
370.	Statutory Bonds - School Construction	A9721.6		<input data-bbox="963 737 1133 770" type="text"/>	<input data-bbox="1157 737 1328 770" type="text"/>
371.	Statutory Bonds - Bus Purchases	A9722.6		<input data-bbox="963 800 1133 833" type="text"/>	<input data-bbox="1157 800 1328 833" type="text"/>
372.	Statutory Bonds - BOCES Construction	A9723.6		<input data-bbox="963 858 1133 892" type="text"/>	<input data-bbox="1157 858 1328 892" type="text"/>
373.	Statutory Bonds - Real Property Tax Refund	A9724.6		<input data-bbox="963 932 1133 966" type="text"/>	<input data-bbox="1157 932 1328 966" type="text"/>
374.	Statutory Bonds - Other (Specify) <input data-bbox="263 1022 571 1056" type="text"/>	A9720.6		<input data-bbox="963 1012 1133 1045" type="text"/>	<input data-bbox="1157 1012 1328 1045" type="text"/>
375.	Bond Anticipation Notes - Public Library	AL9730.6		<input data-bbox="963 1083 1133 1117" type="text"/>	<input data-bbox="1157 1083 1328 1117" type="text"/>
376.	Bond Anticipation Notes - School Construction	A9731.6		<input data-bbox="963 1157 1133 1190" type="text"/>	<input data-bbox="1157 1157 1328 1190" type="text"/>
377.	Bond Anticipation Notes - Bus Purchases	A9732.6		<input data-bbox="963 1228 1133 1262" type="text"/>	<input data-bbox="1157 1228 1328 1262" type="text"/>
378.	Bond Anticipation Notes - BOCES Construction	A9733.6		<input data-bbox="963 1302 1133 1335" type="text"/>	<input data-bbox="1157 1302 1328 1335" type="text"/>

Schedule A4c - General Fund

Expenditures by Function and Object of Expense 299-436
420901 - BALDWINSVILLE CSD

2013-2014 Claim Year - Page 42

Official - as of 10/07/2013 11:46 AM

ST3 - Annual Financial Report		2011-12 School Year from SED File	2012-13 School Year (Actual) DP #49	2013-14 School Year (Projected) DP #49
379.	Bond Anticipation Notes - Other (Specify) <input type="text"/>	A9730.6	<input type="text"/>	<input type="text"/>
380.	Capital Notes - Public Library	AL9740.6	<input type="text"/>	<input type="text"/>
381.	Capital Notes - School Construction	A9741.6	<input type="text"/>	<input type="text"/>
382.	Capital Notes - Bus Purchases	A9742.6	<input type="text"/>	<input type="text"/>
383.	Capital Notes - BOCES Construction	A9743.6	<input type="text"/>	<input type="text"/>
384.	Capital Notes - Real Property Tax Refund	A9744.6	<input type="text"/>	<input type="text"/>
385.	Capital Notes - Other (Specify) <input type="text"/>	A9740.6	<input type="text"/>	<input type="text"/>
386.	Installment Purchase Debt - Bus Purchases	A9787.6	<input type="text"/>	<input type="text"/>
387.	Installment Purchase Debt - State Aided Computer Hardware	A9785.6	<input type="text"/>	<input type="text"/>
388.	Installment Purchase Debt - Other (Specify) <input type="text"/>	A9785.6	<input type="text"/>	<input type="text"/>
389.	Other Debt (Specify) <input type="text"/>	A9789.6	<input type="text"/>	<input type="text"/>
390.	Total Principal	AT9798.6	0	0
Debt Service - Interest				
391.	Term Bonds - Public Library	AL9700.7	<input type="text"/>	<input type="text"/>

Schedule A4c - General Fund

Expenditures by Function and Object of Expense 299-436
420901 - BALDWINVILLE CSD

2013-2014 Claim Year - Page 43

Official - as of 10/07/2013 11:46 AM















ST3 - Annual Financial Report			2011-12 School Year from SED File	2012-13 School Year (Actual) DP #49	2013-14 School Year (Projected) DP #49
392.	Term Bonds - School Construction	A9701.7	<input type="text"/>	<input type="text"/>	<input type="text"/>
393.	Term Bonds - Bus Purchases	A9702.7	<input type="text"/>	<input type="text"/>	<input type="text"/>
394.	Term Bonds - BOCES Construction	A9703.7	<input type="text"/>	<input type="text"/>	<input type="text"/>
395.	Term Bonds - Other (Specify) <input type="text"/>	A9700.7	<input type="text"/>	<input type="text"/>	<input type="text"/>
396.	Serial Bonds - Public Library	AL9710.7	<input type="text"/>	<input type="text"/>	<input type="text"/>
397.	Serial Bonds - School Construction	A9711.7	<input type="text"/>	<input type="text"/>	<input type="text"/>
398.	Serial Bonds - Bus Purchases	A9712.7	<input type="text"/>	<input type="text"/>	<input type="text"/>
399.	Serial Bonds - BOCES Construction	A9713.7	<input type="text"/>	<input type="text"/>	<input type="text"/>
400.	Serial Bonds - Real Property Tax Refund	A9714.7	<input type="text"/>	<input type="text"/>	<input type="text"/>
401.	Serial Bonds - Other (Specify) <input type="text"/>	A9710.7	<input type="text"/>	<input type="text"/>	<input type="text"/>
402.	Statutory Bonds - Public Library	AL9720.7	<input type="text"/>	<input type="text"/>	<input type="text"/>
403.	Statutory Bonds - School Construction	A9721.7	<input type="text"/>	<input type="text"/>	<input type="text"/>
404.	Statutory Bonds - Bus Purchases	A9722.7	<input type="text"/>	<input type="text"/>	<input type="text"/>
405.	Statutory Bonds - BOCES Construction	A9723.7	<input type="text"/>	<input type="text"/>	<input type="text"/>

Schedule A4c - General Fund

Expenditures by Function and Object of Expense 299-436
420901 - BALDWINVILLE CSD

2013-2014 Claim Year - Page 44

Official - as of 10/07/2013 11:46 AM

ST3 - Annual Financial Report		2011-12 School Year from SED File	2012-13 School Year (Actual) DP #49	2013-14 School Year (Projected) DP #49
406.	Statutory Bonds - Real Property Tax Refund	A9724.7		<input data-bbox="964 443 1130 474" type="text"/>
407.	Statutory Bonds - Other (Specify) <input data-bbox="264 533 573 564" type="text"/>	A9720.7		<input data-bbox="964 516 1130 548" type="text"/>
408.	Bond Anticipation Notes - Public Library	AL9730.7		<input data-bbox="964 590 1130 621" type="text"/>
409.	Bond Anticipation Notes - School Construction	A9731.7		<input data-bbox="964 663 1130 695" type="text"/>
410.	Bond Anticipation Notes - Bus Purchases	A9732.7		<input data-bbox="964 737 1130 768" type="text"/>
411.	Bond Anticipation Notes - BOCES Construction	A9733.7		<input data-bbox="964 810 1130 842" type="text"/>
412.	Bond Anticipation Notes - Real Property Tax Refund	A9734.7		<input data-bbox="964 884 1130 915" type="text"/>
413.	Bond Anticipation Notes - Other (Specify) <input data-bbox="264 999 573 1031" type="text"/>	A9730.7		<input data-bbox="964 978 1130 1010" type="text"/>
414.	Capital Notes - Public Library	AL9740.7		<input data-bbox="964 1052 1130 1083" type="text"/>
415.	Capital Notes - School Construction	A9741.7		<input data-bbox="964 1104 1130 1136" type="text"/>
416.	Capital Notes - Bus Purchases	A9742.7		<input data-bbox="964 1157 1130 1188" type="text"/>
417.	Capital Notes - BOCES Construction	A9743.7		<input data-bbox="964 1209 1130 1241" type="text"/>
418.	Capital Notes - Real Property Tax Refund	A9744.7		<input data-bbox="964 1262 1130 1293" type="text"/>
419.	Capital Notes - Other (Specify) <input data-bbox="264 1346 573 1377" type="text"/>	A9740.7		<input data-bbox="964 1335 1130 1367" type="text"/>

Schedule A4c - General Fund

Expenditures by Function and Object of Expense 299-436
420901 - BALDWINVILLE CSD

2013-2014 Claim Year - Page 45

Official - as of 10/07/2013 11:46 AM

ST3 - Annual Financial Report			2011-12 School Year from SED File	2012-13 School Year (Actual) DP #49	2013-14 School Year (Projected) DP #49
420.	Budget Notes	A9750.7			
420b.	Deficiency Notes - Interest	A9755.7			
421.	Tax Anticipation Notes	A9760.7			
422.	Revenue Anticipation Notes	A9770.7			100,000
423.	Installment Purchase Debt - Bus Purchases	A9787.7			
424.	Installment Purchase Debt - State Aided Computer Hardware	A9785.7			
425.	Installment Purchase Debt - Other (Specify)	A9785.7			
426.	Other Debt (Specify)	A9789.7			
427.	Total Interest	AT9798.7	0	0	100,000
428.	Total Debt Service	AT9898.0	0	0	100,000
Interfund Transfers					
429.	Transfer to School Food Service Fund	A9901.93			
430.	Not Used				
431.	Transfer to Special Aid Fund	A9901.95	97,692	97,692	50,000
432.	Transfer to Debt Service Fund	A9901.96	5,071,607	5,457,991	5,962,925

Schedule A4c - General Fund

Expenditures by Function and Object of Expense 299-436
420901 - BALDWINVILLE CSD

2013-2014 Claim Year - Page 46

Official - as of 10/07/2013 11:46 AM

ST3 - Annual Financial Report		2011-12 School Year from SED File	2012-13 School Year (Actual) DP #49	2013-14 School Year (Projected) DP #49
433.	Transfer to Capital Funds	A9950.9	105,000	
434.	Total Interfund Transfers	AT9951.0	5,660,683	6,012,925
435.	TOTAL UNDISTRIBUTED EXPENDITURES	AT9959.0	25,280,869	33,528,032
436.	TOTAL GENERAL FUND EXPENDITURES and INTERFUND TRANSFERS	AT9999.0	81,683,262	94,992,417

Exhibit B - Special Aid Fund Balance Sheet **2013-2014 Claim Year - Page 47**
420901 - BALDWINVILLE CSD **Official - as of 10/07/2013 11:46 AM**

	Account	DP Code 50	Amount
ASSETS			
Unrestricted Cash			
Cash	F200	1	215
Cash in Time Deposits	F201	2	
Total Unrestricted Cash	FT021	3	215
Other Assets			
Accounts Receivable	F380	4	
Due From Other Funds	F391	5	
Due From State and Federal	F410	6	756,718
Prepaid Expenditures	F480	7	
Other (Specify) <input type="text"/>	F489	8	
Total Other Assets	FT048	9	756,718
TOTAL ASSETS	FT049	10	756,933
LIABILITIES			
Accounts Payable	F600	11	15,265
Accrued Liabilities	F601	12	18,498
Due to Other Funds	F630	13	717,520
Due to Other Governments	F631	14	
Due to State Teachers' Retirement System	F632	15	
Due to Employees' Retirement System	F637	16	
Compensated Absences	F687	17	
Other Liabilities (Specify) <input type="text" value="DEFERRED REVENUE"/>	F689	18	5,650
TOTAL LIABILITIES	FT065	19	756,933
FUND BALANCE(SPECIAL AID FUND)			
Restricted			
Other Restricted Fund Balance	F899	20	
Total Restricted Fund Balance	FT092	21	0
Assigned			
Assigned Appropriated Fund Balance	F914	22	
Assigned Unappropriated Fund Balance (Includes Encumbrances which are NOT reported in Restricted Fund Balance)	F915	23	
Total Assigned Fund Balance	FT094	24	0
Unassigned			
Unassigned Fund Balance (ENTRY MUST BE NEGATIVE OR 0)	F917	25	
Total Unassigned Fund Balance	FT096	26	0
TOTAL FUND BALANCE	FT095	27	0
TOTAL LIABILITIES AND FUND BALANCE	FT098	28	756,933

Statement B1 - Special Aid Fund Analysis of Fund Balance **2013-2014 Claim Year - Page 48**
420901 - BALDWINVILLE CSD **Official - as of 10/07/2013 11:46 AM**

	Account	DP Code 52	Amount
Fund Balance or (Deficit) July 1, 2012	F8021	1	0
Prior Period Adjustments (Specify)			
Additions:			
<input type="text"/>	F8012	2	<input type="text"/>
<input type="text"/>	F8012	3	<input type="text"/>
Deductions:			
<input type="text"/>	F8015	4	<input type="text"/>
<input type="text"/>	F8015	5	<input type="text"/>
Add: Revenues and Interfund Transfers (From Schedule B2)	FT5599	6	2,677,257
Less: Expenditures and Interfund Transfers (From Schedule B3)	FT9999.0	7	2,677,257
Rounding Adjustment (Plus or (Minus))	F8026	8	0
Fund Balance or (Deficit) June 30, 2013	F8029	9	0

Schedule B2 - Special Aid Fund Revenues **2013-2014 Claim Year - Page 49**
420901 - BALDWINVILLE CSD **Official - as of 10/07/2013 11:46 AM**

	Account	DP Code 53	Amount
Revenues from Local Sources			
Reimbursement of Medicare Part D Expenditures	F2700	1	
DOH-Chapter 428-Early Intervention Program			
Tuition Only	F2770	2	
Transportation	F2770	3	
Evaluation Programs	F2770	4	
Section 4410 - 12 Month Preschool Programs			
Tuition Only	F2770	5	
Transportation	F2770	6	
Evaluation Programs	F2770	7	
Other Local Revenues	F2770	8	28,140
Interfund Revenues	F2801	9	
Total Revenues from Local Sources	FT2999	10	28,140
State Aid			
Employment Preparation Education Aid	F3281	11	
Section 4408 - School Age July/August Program			
Tuition Only	F3289	12	424,073
Other	F3289	13	
Reimbursement of Tuition Exp for Students Attending State Supported Schools for the Blind & Deaf - 10 month, School Age & Preschool (Section 4201)	F3289	13b	
Other State Aid	F3289	14	13,464
Total State Aid	FT3999	15	437,537
Federal Aid			
NCLB Title I Migrant Education	F4110	16	
NCLB Title I Basic Grant (EXCLUDE ARRA)	F4126	17	456,636
NCLB Title V Innovative Program Strategies	F4128	18	
NCLB Title IV Safe and Drug Free Schools	F4129	19	
Individuals with Disabilities Education Act (IDEA) (EXCLUDE ARRA)	F4256	20	1,458,853
Federal Education Jobs Fund	F4287	20a	
Federal Fiscal Stabilization Grant - Teacher Centers and Mentor Intern Program:	F4285	20b	
Vocational Education	F4277	21	
Other Federal Aid (Specify)(Including RTTT)			
TITLE IIA & RACE TO THE TOP	F4289	22a	197,647
Other Federal Aid - ARRA - Title 1	F4289	22b	752
Other Federal Aid - ARRA - IDEA	F4289	22c	
Other Federal Aid - ARRA - Part D Title II Funds	F4289	22d	
Total Other Federal Aid	FT4289	22	198,399
Medicaid Assistance	F4601	23	
Workforce Investment Act	F4791	24	
Total Federal Aid	FT4999	25	2,113,888
Interfund Transfers			
Interfund Transfers - Special Education (Section 4408 Only)	F5031	26	97,692
Interfund Transfers	F5031	27	
Total Interfund Transfers	FT5059	28	97,692

TOTAL SPECIAL AID FUND
REVENUES AND INTERFUND
TRANSFERS

FT5599

29

2,677,257

	Account	DP Code 54	Amount
GENERAL SUPPORT - Central Services			
Operation of Plant			
Noninstructional Salaries	F1620.16	1	
Equipment	F1620.2	2	
Contractual and Other	F1620.4	3	
Materials and Supplies	F1620.45	4	
BOCES Services	F1620.49	5	
Employee Benefits	F1620.8	6	
Total Operation of Plant	F1620.0	7	0
Maintenance of Plant			
Noninstructional Salaries	F1621.16	8	
Equipment	F1621.2	9	
Contractual and Other	F1621.4	10	
Materials and Supplies	F1621.45	11	
BOCES Services	F1621.49	12	
Employee Benefits	F1621.8	13	
Total Maintenance of Plant	F1621.0	14	0
Special Items			
Indirect Cost (Undistributed)	F1988.4	15	
Unclassified Expenditures (Specify)	F1988.4	16	
Total Special Items	FT1998.0	17	0
INSTRUCTION - Administration and Improvement			
Curriculum Development and Supervision			
Instructional Salaries	F2010.15	18	
Noninstructional Salaries	F2010.16	19	
Equipment	F2010.2	20	
Contractual and Other	F2010.4	21	
Materials and Supplies	F2010.45	22	
BOCES Services	F2010.49	23	
Employee Benefits	F2010.8	24	
Total Curriculum Develop/Supervision	F2010.0	25	0
Supervision - Regular School			
Instructional Salaries	F2020.15	26	
Noninstructional Salaries	F2020.16	27	
Equipment	F2020.2	28	
Contractual and Other	F2020.4	29	
Materials and Supplies	F2020.45	30	
BOCES Services	F2020.49	31	
Employee Benefits	F2020.8	32	
Total Supervision - Regular School	F2020.0	33	0

Schedule B3 - Special Aid Fund Expenditures 2013-2014 Claim Year - Page 51
420901 - BALDWINVILLE CSD Official - as of 10/07/2013 11:46 AM

	Account	DP Code 54	Amount
Supervision - Special School			
Instructional Salaries	F2040.15	34	
Noninstructional Salaries	F2040.16	35	
Equipment	F2040.2	36	
Contractual and Other	F2040.4	37	
Materials and Supplies	F2040.45	38	
Employee Benefits	F2040.8	39	
Total Supervision - Special School	F2040.0	40	0
Research, Planning, and Evaluation			
Instructional Salaries	F2060.15	41	
Noninstructional Salaries	F2060.16	42	
Equipment	F2060.2	43	
Contractual and Other	F2060.4	44	
Materials and Supplies	F2060.45	45	
BOCES Services	F2060.49	46	
Employee Benefits	F2060.8	47	
Total Research, Planning, and Evaluation	F2060.0	48	0
Inservice Training - Instruction			
Instructional Salaries	F2070.15	49	9,744
Noninstructional Salaries	F2070.16	50	
Equipment	F2070.2	51	
Contractual and Other	F2070.4	52	1,950
Materials and Supplies	F2070.45	53	1,770
BOCES Services	F2070.49	54	
Employee Benefits	F2070.8	55	
Total Inservice Training - Instruction	F2070.0	56	13,464
INSTRUCTION - Teaching			
Teaching - Regular School			
Instructional Salaries	F2110.15	57	138,053
Noninstructional Salaries	F2110.16	58	
Equipment	F2110.2	59	
Contractual and Other	F2110.4	60	7,262
Materials and Supplies	F2110.45	61	5,971
Textbooks	F2110.48	62	
BOCES Services	F2110.49	63	
Employee Benefits	F2110.8	64	
Total Teaching - Regular School	F2110.0	65	151,286
Program for Students with Disabilities School Age - School Year			
Instructional Salaries	F2250.15	66	1,186,301
Noninstructional Salaries	F2250.16	67	101,723
Equipment	F2250.2	68	
Contractual and Other	F2250.4	69	181,506
Materials and Supplies	F2250.45	70	15,371

Schedule B3 - Special Aid Fund Expenditures 2013-2014 Claim Year - Page 52
420901 - BALDWINVILLE CSD Official - as of 10/07/2013 11:46 AM

	Account	DP Code 54	Amount
Tuition Paid to Public Districts in NYS (excluding Special Act Districts)	F2250.471	71	
Tuition - All Other	F2250.472	72	
Payments to Charter Schools	F2250.473	73	
Textbooks	F2250.48	74	
BOCES Services	F2250.49	75	2,092
Employee Benefits	F2250.8	76	
Total Program for Students with Disabilities-School Age-School Year	F2250.0	77	1,486,993
Program for Students with Disabilities - DOH-Chapter 428-Early Intervention Program			
Instructional Salaries	F2251.15	78	
Noninstructional Salaries	F2251.16	79	
Equipment	F2251.2	80	
Contractual and Other	F2251.4	81	
Materials and Supplies	F2251.45	82	
Tuition Paid to Public Districts in NYS (excluding Special Act Districts)	F2251.471	83	
Tuition - All Other	F2251.472	84	
Textbooks	F2251.48	85	
BOCES Services	F2251.49	86	
Employee Benefits	F2251.8	87	
Total Program for Students with Disabilities-Infant-12 Month (Section 4406 Education Law)	F2251.0	88	0
Program for Students with Disabilities - Preschool - 12 Month (Section 4410 Education Law)			
Instructional Salaries	F2252.15	89	
Noninstructional Salaries	F2252.16	90	
Equipment	F2252.2	91	
Contractual and Other	F2252.4	92	
Materials and Supplies	F2252.45	93	
Tuition Paid to Public Districts in NYS (excluding Special Act Districts)	F2252.471	94	
Tuition - All Other	F2252.472	95	
Textbooks	F2252.48	96	
BOCES Services	F2252.49	97	
Employee Benefits	F2252.8	98	
Total Program for Students with Disabilities-Preschool-12 Month (Section 4410 Education Law)	F2252.0	99	0
Program for Students with Disabilities School Age-July/August (Section 4408 Education Law)			
Instructional Salaries	F2253.15	100	113,473

Schedule B3 - Special Aid Fund Expenditures 2013-2014 Claim Year - Page 53
 420901 - BALDWINVILLE CSD Official - as of 10/07/2013 11:46 AM

	Account	DP Code 54	Amount
Noninstructional Salaries	F2253.16	101	38,892
Equipment	F2253.2	102	
Contractual and Other	F2253.4	103	14,796
Materials and Supplies	F2253.45	104	223
Tuition Paid to Public Districts in NYS (excluding Special Act Districts)	F2253.471	105	98,367
Tuition - All Other	F2253.472	106	
Textbooks	F2253.48	107	
BOCES Services	F2253.49	108	150,280
Employee Benefits	F2253.8	109	
Total Program for Students with Disabilities-School Age-July/August (Section 4408 Education Law)	F2253.0	110	416,031
Tuition for Students Attending State Supported Schools for the Blind & Deaf - 10 month (Section 4201 Education Law)			
Tuition - 10 month - School Age	F2254.474	110b	
Tuition - 10 month - Preschool	F2254.475	110c	
Total Tuition for Students Attending State Supported Schools for the Blind & Deaf - 10 Month (Section 4201 Education Law)	F2254.0	110d	0
Teaching - Special Schools			
Instructional Salaries	F2330.15	111	413,743
Noninstructional Salaries	F2330.16	112	
Equipment	F2330.2	113	
Contractual and Other	F2330.4	114	19,505
Materials and Supplies	F2330.45	115	24,140
Textbooks	F2330.48	116	
BOCES Services	F2330.49	117	
Employee Benefits	F2330.8	118	
Total Teaching - Special Schools	F2330.0	119	457,988
Employment Preparation Education			
Instructional Salaries	F2340.15	120	
Noninstructional Salaries	F2340.16	121	
Equipment	F2340.2	122	
Contractual and Other	F2340.4	123	
Materials and Supplies	F2340.45	124	
BOCES Services	F2340.49	125	
Employee Benefits	F2340.8	126	
Total Employment Preparation Education	F2340.0	127	0
Pre-Kindergarten Program (Do Not Include Students with Disabilities)			
Instructional Salaries	F2510.15	128	
Noninstructional Salaries	F2510.16	129	
Equipment	F2510.2	130	
Contractual and Other	F2510.4	131	
Materials and Supplies	F2510.45	132	
BOCES Services	F2510.49	133	
Employee Benefits	F2510.8	134	
Total Pre-Kindergarten Program	F2510.0	135	0

	Account	DP Code 54	Amount
INSTRUCTION - Instructional Media			
School Library and Audiovisual			
Instructional Salaries	F2610.15	136	
Noninstructional Salaries	F2610.16	137	
Equipment	F2610.2	138	
Contractual and Other	F2610.4	139	
Materials and Supplies	F2610.45	140	
BOCES Services	F2610.49	141	
Employee Benefits	F2610.8	142	
Total School Library and Audiovisual	F2610.0	143	0
Educational Television			
Instructional Salaries	F2620.15	144	
Noninstructional Salaries	F2620.16	145	
Equipment	F2620.2	146	
Contractual and Other	F2620.4	147	
Materials and Supplies	F2620.45	148	
BOCES Services	F2620.49	149	
Employee Benefits	F2620.8	150	
Total Educational Television	F2620.0	151	0
Computer-Assisted Instruction			
Instructional Salaries	F2630.15	152	
Noninstructional Salaries	F2630.16	153	
Equipment	F2630.2	154	
Contractual and Other	F2630.4	155	
Materials and Supplies	F2630.45	156	
BOCES Services	F2630.49	157	
Employee Benefits	F2630.8	158	
Total Computer-Assisted Instruction	F2630.0	159	0
INSTRUCTION - Pupil Services			
Attendance - Regular School			
Instructional Salaries	F2805.15	160	
Noninstructional Salaries	F2805.16	161	
Equipment	F2805.2	162	
Contractual and Other	F2805.4	163	
Materials and Supplies	F2805.45	164	
BOCES Services	F2805.49	165	
Employee Benefits	F2805.8	166	
Total Attendance - Regular School	F2805.0	167	0

Schedule B3 - Special Aid Fund Expenditures 2013-2014 Claim Year - Page 55
420901 - BALDWINVILLE CSD Official - as of 10/07/2013 11:46 AM

	Account	DP Code 54	Amount
Guidance - Regular School			
Instructional Salaries	F2810.15	168	
Noninstructional Salaries	F2810.16	169	
Equipment	F2810.2	170	
Contractual and Other	F2810.4	171	
Materials and Supplies	F2810.45	172	
BOCES Services	F2810.49	173	
Employee Benefits	F2810.8	174	
Total Guidance - Regular School	F2810.0	175	0
Health Services - Regular School			
Instructional Salaries	F2815.15	176	
Noninstructional Salaries	F2815.16	177	
Equipment	F2815.2	178	
Contractual and Other	F2815.4	179	
Materials and Supplies	F2815.45	180	
BOCES Services	F2815.49	181	
Employee Benefits	F2815.8	182	
Total Health Services - Regular School	F2815.0	183	0
Psychological Services - Regular School			
Instructional Salaries	F2820.15	184	
Noninstructional Salaries	F2820.16	185	
Equipment	F2820.2	186	
Contractual and Other	F2820.4	187	
Materials and Supplies	F2820.45	188	
BOCES Services	F2820.49	189	
Employee Benefits	F2820.8	190	
Total Psychological Services - Regular School	F2820.0	191	0
Social Work Services - Regular School			
Instructional Salaries	F2825.15	192	
Noninstructional Salaries	F2825.16	193	
Equipment	F2825.2	194	
Contractual and Other	F2825.4	195	
Materials and Supplies	F2825.45	196	
BOCES Services	F2825.49	197	
Employee Benefits	F2825.8	198	
Total Social Work Services - Regular School	F2825.0	199	0

Schedule B3 - Special Aid Fund Expenditures 2013-2014 Claim Year - Page 56
 420901 - BALDWINVILLE CSD Official - as of 10/07/2013 11:46 AM

	Account	DP Code 54	Amount
Pupil Personnel Services - Special School			
Instructional Salaries	F2830.15	200	
Noninstructional Salaries	F2830.16	201	
Equipment	F2830.2	202	
Contractual and Other	F2830.4	203	
Materials and Supplies	F2830.45	204	
BOCES Services	F2830.49	205	
Employee Benefits	F2830.8	206	
Total Pupil Personnel Services - Special School	F2830.0	207	0
TOTAL INSTRUCTION	FT2999.0	208	2,525,162

PUPIL TRANSPORTATION - EXCLUDING SUMMER TRANSPORTATION for Students With Disabilities (Education Law Section 4408, Section 4201, and OMRDD Chapters 47/66 & JULY/AUGUST Programs)

District Transportation Services			
NonInstructional Salaries	F5510.16	209	
Equipment	F5510.2	210	
Purchase of Buses	F5510.21	211	
Contractual and Other	F5510.4	212	
Materials and Supplies	F5510.45	213	
Employee Benefits	F5510.8	214	
Total District Operated Trans Services (Lines 209 - 214)	F5510.0	215	0
Contract Transportation	F5540.4	216	
Public Transportation	F5550.4	217	
Transportation Services from BOCES	F5581.49	218	
TOTAL PUPIL TRANSPORTATION - EXCLUDING SUMMER TRANS for Students with Disabilities (Section 408, 4201, OMRDD Chapters 47, 66 & 721 July/August Programs) (Lines 215-218)	F5597.0	219	0

PUPIL TRANSPORTATION - SUMMER TRANSPORTATION for Students With Disabilities (Education Law Section 4408, Section 4201, and OMRDD Chapters 47/66 & JULY / AUGUST Programs)

Please see the following important information about Transportation Expenditure Reporting: <http://www.oms.nysed.gov/stac/schoolage/transportation/home.html>

District Transportation Services			
Noninstructional Salaries (Excl Trans Supv Office)	F5511.16	220	105,734
Noninstructional Salaries (Trans Supervisor Office)	F5511.16	221	
Contractual and Other	F5511.4	222	
Materials and Supplies	F5511.45	223	
Employee Benefits	F5511.8	224	
Total District Operated Trans Services for Sections 4408, 4201, OMRDD Chapters 47, 66 & 721 (Lines 220 - 224)	F5511.0	225	105,734
Contract Transportation	F5541.4	226	
Public Transportation	F5551.4	227	
Transportation Services from BOCES	F5582.49	228	
TOTAL PUPIL TRANSPORTATION - SUMMER TRANS for Students with Disabilities (Section 408, 4201, OMRDD Chapters 47, 66 & 721 July/August Programs) (Lines 225-228)	F5598.0	229	105,734
TOTAL PUPIL TRANSPORTATION (Lines 219 plus 229)	F5599.0	230	105,734

Schedule B3 - Special Aid Fund Expenditures 2013-2014 Claim Year - Page 57
420901 - BALDWINVILLE CSD Official - as of 10/07/2013 11:46 AM

	Account	DP Code 54	Amount
COMMUNITY SERVICES			
Workforce Investment Act			
Instructional Salaries	F6293.15	231	0
Noninstructional Salaries	F6293.16	232	0
Equipment	F6293.2	233	0
Contractual and Other	F6293.4	234	0
Materials and Supplies	F6293.45	235	0
BOCES Services	F6293.49	236	0
Employee Benefits	F6293.8	237	0
Total Workforce Investment Act	F6293.0	238	0
Work Training			
Instructional Salaries	F6320.15	239	0
Noninstructional Salaries	F6320.16	240	0
Equipment	F6320.2	241	0
Contractual and Other	F6320.4	242	0
Materials and Supplies	F6320.45	243	0
BOCES Services	F6320.49	244	46,361
Employee Benefits	F6320.8	245	0
Total Work Training	F6320.0	246	46,361
Work Study			
Instructional Salaries	F6322.15	247	0
Noninstructional Salaries	F6322.16	248	0
Equipment	F6322.2	249	0
Contractual and Other	F6322.4	250	0
Materials and Supplies	F6322.45	251	0
BOCES Services	F6322.49	252	0
Employee Benefits	F6322.8	253	0
Total Work Study	F6322.0	254	0

Schedule B3 - Special Aid Fund Expenditures 2013-2014 Claim Year - Page 58
 420901 - BALDWINVILLE CSD Official - as of 10/07/2013 11:46 AM

	Account	DP Code 54	Amount
Civic Activities			
Instructional Salaries	F8060.15	255	
Noninstructional Salaries	F8060.16	256	
Equipment	F8060.2	257	
Contractual and Other	F8060.4	258	
Materials and Supplies	F8060.45	259	
BOCES Services	F8060.49	260	
Employee Benefits	F8060.8	261	
Total Civic Activities	F8060.0	262	0
TOTAL COMMUNITY SERVICE	FT8099.0	263	46,961
Interfund Transfers			
Transfers to Other Funds	F9901.9	264	
Total Interfund Transfers	FT9951.0	265	0
TOTAL SPECIAL AID FUND EXPENDITURES AND INTERFUND TRANSFERS	FT9999.0	266	2,677,257

Exhibit C - School Food Service Programs Balance Sheet **2013-2014 Claim Year - Page 59**
420901 - BALDWINVILLE CSD **Official - as of 10/07/2013 11:46 AM**

	Account	DP Code 55	Amount
ASSETS			
Unrestricted Cash			
Cash	C200	1	409,843
Cash in Time Deposits	C201	2	
Petty Cash	C210	3	
Total Unrestricted Cash	CT021	4	409,843
Other Assets			
Accounts Receivable	C380	5	4,841
Due From Other Funds	C391	6	142,146
Due From State and Federal	C410	7	5,232
Inventory of Materials and Supplies (Optional)	C445	8	
Surplus Food Inventory	C446	9	51,747
Purchased Food Inventory	C446	10	
Other (Specify) <input type="text"/>	C489	11	
Total Other Assets	CT048	12	203,966
TOTAL ASSETS	CT049	13	613,809
LIABILITIES			
Accounts Payable	C600	14	
Accrued Liabilities	C601	15	4,404
Due to Other Funds	C630	16	2,022
Due to Other Governments	C631	17	1,707
Due to Employees' Retirement System	C637	18	
Compensated Absences	C687	19	
Other (Specify) <input type="text" value="DEFER REVENUE PREPAYMENT"/>	C689	20	29,033
TOTAL LIABILITIES	CT065	21	37,166
FUND BALANCE(SCHOOL LUNCH)			
Nonspendable			
Not in Spendable Form	C806	22	51,747
Total Nonspendable Fund Balance	CT080	23	51,747
Restricted			
Other Restricted Fund Balance	C899	24	
Total Restricted Fund Balance	CT092	25	0
Assigned			
Assigned Appropriated Fund Balance	C914	26	
Assigned Unappropriated Fund Balance (Includes Encumbrances which are NOT reported in Restricted Fund Balance)	C915	27	524,896
Total Assigned Fund Balance	CT094	28	524,896
Unassigned			
Unassigned Fund Balance (ENTRY MUST BE NEGATIVE OR 0)	C917	29	
Total Unassigned Fund Balance	CT096	30	0
TOTAL FUND BALANCE	CT095	31	576,643
TOTAL LIABILITIES AND FUND BALANCE	CT098	32	613,809

Statement C1 - School Food Service Programs Analysis of Fund Balance 2013-2014 Claim Year - Page 60
 420901 - BALDWINVILLE CSD Official - as of 10/07/2013 11:46 AM

	Account	DP Code 57	Amount
Fund Balance or (Deficit) July 1, 2012	C8021	1	644,257
Prior Period Adjustments (Specify)			
Additions:			
<input type="text"/>	C8012	2	<input type="text"/>
<input type="text"/>	C8012	3	<input type="text"/>
Deductions:			
<input type="text"/>	C8015	4	<input type="text"/>
<input type="text"/>	C8015	5	<input type="text"/>
Add: Revenues and Interfund Transfers (From Schedule C2)	CT5599	6	1,595,680
Less: Expenditures and Interfund Transfers (From Schedule C3)	CT9999.0	7	1,663,294
Rounding Adjustment (Plus or (Minus))	C8026	8	0
Fund Balance or (Deficit) June 30, 2013	C8029	9	576,643

	Account	DP Code 58	Amount
REVENUES			
Sale of Reimbursable Meals (Total)	C1440	1	519,957
Other Cafeteria Sales	C1445	2	402,420
Interest and Earnings	C2401	3	487
Sale of Equipment	C2665	4	
Compensation for Loss	C2690	5	
Reimbursement of Medicare Part D Expend	C2700	6	
Refunds of Prior Years Expenditures	C2701	7	
Gifts and Donations	C2705	8	
Misc. Revenues from Local Sources (Specify)			
MISC FOOD SALES	C2770	9	40,304
State Reimbursement	C3190	10	29,199
Federal Reimbursement (Excl Surplus Food)	C4190	11	487,617
Federal Reimbursement - Surplus Food Only	C4190	12	113,388
Summer Food Service Program for Children	C4192	13	2,308
Transfer from General Fund	C5031	14	
TOTAL SCHOOL FOOD SERVICE PROGRAMS REVENUES AND INTERFUND TRANSFERS	CT5599	15	1,595,680

Schedule C3 - School Food Service Programs Expenditures 2013-2014 Claim Year - Page 62
 420901 - BALDWINVILLE CSD Official - as of 10/07/2013 11:46 AM

	Account	DP Code 59	Amount
EXPENDITURES			
Salaries	C2860.16	1	619,112
Equipment	C2860.2	2	4,996
Management Company Admin Service Fee	C2860.401	3	
Net Management Company Direct Expenses	C2860.402	4	11,679
All Other Contractual	C2860.409	5	
Net Cost of Food Used	C2860.41	6	713,077
Materials and Supplies	C2860.45	7	21,702
BOCES Services	C2860.49	8	
Other (Specify) CONTRACTUAL EXPENDITURES	C2860.4	9	19,519
State Retirement	C9010.8	10	80,073
Teachers' Retirement	C9020.8	11	
Social Security	C9030.8	12	45,354
Workers' Compensation	C9040.8	13	25,744
Life Insurance	C9045.8	14	
Unemployment Insurance	C9050.8	15	
Disability Insurance	C9055.8	16	
Hospital, Medical, and Dental Insurance	C9060.8	17	122,038
Interfund Transfers	C9901.9	18	
TOTAL SCHOOL FOOD SERVICE PROGRAMS EXPENDITURES AND INTERFUND TRANSFERS	CT9999.0	19	1,663,294

Exhibit E - Public Library Fund Balance Sheet 2013-2014 Claim Year - Page 66
420901 - BALDWINSVILLE CSD Official - as of 10/07/2013 11:46 AM

	Account	DP Code 71	Amount
ASSETS			
Unrestricted Cash			
Cash	L200	1	544,329
Cash in Time Deposits	L201	2	
Petty Cash	L210	3	
Total Unrestricted Cash	LT021	4	544,329
Restricted Cash			
Cash from Deficiency Notes	L225	4b	
Total Restricted Cash	LT023	4c	0
Other Assets			
Accounts Receivable	L380	5	
Due From Other Funds	L391	6	
Investment in Securities	L450	7	
Other (Specify) <input type="text"/>	L489	8	
Total Other Assets	LT048	9	0
TOTAL ASSETS	LT049	10	544,329
LIABILITIES			
Accounts Payable	L600	11	30,578
Accrued Liabilities	L601	12	21,278
Deficiency Notes Payable	L624	12b	
Due to Employees' Retirement System	L637	13	
Compensated Absences	L687	14	
Other (Specify) <input type="text"/>	L689	15	
TOTAL LIABILITIES	LT065	16	51,856
FUND BALANCE (PUBLIC LIBRARY)			
Restricted			
Other Restricted Fund Balance	L899	17	
Total Restricted Fund Balance	LT092	18	0
Assigned			
Assigned Appropriated Fund Balance	L914	19	
Assigned Unappropriated Fund Balance (Includes Encumbrances which are NOT reported in Restricted Fund Balance)	L915	20	492,473
Total Assigned Fund Balance	LT094	21	492,473
Unassigned			
Unassigned Fund Balance (ENTRY MUST BE NEGATIVE OR 0)	L917	22	
Total Unassigned Fund Balance	LT096	23	0
TOTAL FUND BALANCE	LT095	24	492,473
TOTAL LIABILITIES AND FUND BALANCE	LT098	25	544,329

Statement E1 - Public Library Fund Analysis of Fund Balance 2013-2014 Claim Year - Page 67
420901 - BALDWINVILLE CSD Official - as of 10/07/2013 11:46 AM

	Account	DP Code 72	Amount
Fund Balance or (Deficit) July 1, 2012	L8021	1	526,377
Prior Period Adjustments (Specify):			
Additions:			
<input type="text"/>	L8012	2	<input type="text"/>
<input type="text"/>	L8012	3	<input type="text"/>
Deductions:			
<input type="text"/>	L8015	4	<input type="text"/>
<input type="text"/>	L8015	5	<input type="text"/>
Add: Revenues and Interfund Transfers (From Schedule E2)	LT5599	6	1,444,095
Less: Expenditures and Interfund Transfers (From Schedule E3)	LT9999.0	7	1,478,000
Rounding Adjustment (Plus or (Minus))	L8026	8	1
Fund Balance or (Deficit) June 30, 2013	L8029	9	492,473

	Account	DP Code 73	Amount
REVENUES			
Real Property Taxes	L1001	1	1,324,264
Library Services for Free Assoc. Libraries	L2080	2	
Library Charges	L2082	3	34,756
Library Services, Other Governments	L2360	4	
Interest and Earnings	L2401	5	787
Rental of Real Property	L2410	6	
Rental of Real Property, Other Governments	L2412	7	
Commissions	L2450	8	
Sales of Scrap and Excess Materials	L2650	9	
Sales of Equipment	L2665	10	
Sales of Instructional Supplies	L2670	11	
Insurance Recoveries	L2680	12	
Other Compensation for Loss	L2690	13	
Refunds of Prior Years Expenditures	L2701	14	
Gifts and Donations	L2705	15	
Library System Grant	L2760	16	15,075
Reimbursement of Medicare Part D Expend	L2700	17	
Unclassified Revenues (Specify)			
MISCELLANEOUS FEES COLLECTED	L2770	18	26,156
State Aid for Libraries	L3840	19	
Federal Aid for Libraries	L4840	20	43,057
Interfund Transfers	L5031	21	
TOTAL PUBLIC LIBRARY FUND REVENUES AND INTERFUND TRANSFERS	LT5599	22	1,444,095

	Account	DP Code 74	Amount
EXPENDITURES			
Personal Services	L7410.1	1	773,962
Equipment and Capital Outlay	L7410.2	2	69,111
Contractual Expenditures	L7410.4	3	407,662
Employee Benefits			
State Retirement	L9010.8	4	80,176
Social Security	L9030.8	5	57,469
Workers' Compensation	L9040.8	6	4,753
Life Insurance	L9045.8	7	
Hospital, Medical, and Dental Insurance	L9060.8	8	84,867
Other (Specify) <input type="text"/>	L9089.8	9	
Deficiency Notes - Interest	L9755.7	9b	
TOTAL PUBLIC LIBRARY FUND EXPENDITURES	LT9900.0	10	1,478,000
INTERFUND TRANSFERS			
Transfers to Other Funds	L9901.9	11	
Transfer to Capital Projects Funds	L9950.9	12	
Total Interfund Transfers	LT9951.0	13	0
TOTAL PUBLIC LIBRARY FUND EXPENDITURES AND INTERFUND TRANSFERS	LT9999.0	14	1,478,000

Exhibit F - Debt Service Fund Balance Sheet **2013-2014 Claim Year - Page 70**
420901 - BALDWINSVILLE CSD **Official - as of 10/07/2013 11:46 AM**

	Account	DP Code 83	Amount
ASSETS			
Unrestricted Cash			
Cash	V200	1	
Cash in Time Deposits	V201	2	
Total Unrestricted Cash	VT021	3	0
Restricted Cash			
Cash with Fiscal Agent	V223	4	
Cash, Special Reserves	V230	5	
Cash in Time Deposits, Special Reserves	V231	6	
Total Restricted Cash	VT023	7	0
Other Assets			
Accounts Receivable	V380	8	
Due From Other Funds	V391	9	77,600
Deposits in State Sinking Fund	V397	10	
Investment in Securities	V450	11	
Investment in Repurchase Agreements	V451	12	
Investment in Securities, Special Reserve Funds	V452	13	
Investment in Repurchase Agreements, Special Reserve Funds	V453	14	
Other (Specify) <input type="text"/>	V489	15	
Total Other Assets	VT048	16	77,600
TOTAL ASSETS	VT049	17	77,600
LIABILITIES			
Term Bonds Payable	V623	18	
Bond Interest and Matured Bonds Payable	V629	19	
Due to Other Funds	V630	20	
Accrued Interest Payable	V651	21	
Other (Specify) <input type="text"/>	V689	22	
TOTAL LIABILITIES	VT065	23	0
FUND BALANCE (DEBT SERVICE FUND)			
Restricted			
Reserve For Debt	V884	24	77,600
Total Restricted Fund Balance	VT092	25	77,600
Assigned			
Assigned Appropriated Fund Balance	V914	26	
Assigned Unappropriated Fund Balance (Includes Encumbrances which are NOT reported in Restricted Fund Balance)	V915	27	
Total Assigned Fund Balance	VT094	28	0
Unassigned			
Unassigned Fund Balance (ENTRY MUST BE NEGATIVE OR 0)	V917	29	
Total Unassigned Fund Balance	VT096	30	0
TOTAL FUND BALANCE	VT095	31	77,600
TOTAL LIABILITIES AND FUND BALANCE	VT098	32	77,600

Statement F1 - Debt Service Fund Analysis of Fund Balance 2013-2014 Claim Year - Page 71
 420901 - BALDWINVILLE CSD Official - as of 10/07/2013 11:46 AM

	Account	DP Code 84	Amount
Fund Balance or (Deficit) July 1, 2012	V8021	1	164,457
Prior Period Adjustments (Specify)			
Additions:			
	V8012	2	
	V8012	3	
	V8012	4	
Deductions:			
	V8015	5	
	V8015	6	
	V8015	7	
Add: Revenues and Interfund Transfers (From Schedule F2)	VT5599	8	5,604,919
Less: Expenditures and Interfund Transfers (From Schedule F2)	VT9999.0	9	5,691,776
Rounding Adjustments (Plus or (Minus))	V8026	10	0
Fund Balance or (Deficit) June 30, 2013	V8029	11	77,600

ST3 - Annual Financial Report		2011-12 School Year from SED File	2012-13 School Year (Actual) DP #85	2013-14 School Year (Projected) DP #85
REVENUES				
1.	Interest and Earnings	V2401		
2a.	Sale of Real Property	V2660		
2b.	Does the actual revenue shown above in the middle column for V2660 "Sale of Real Property" include Sale or Transfer of ownership of a building?	<input type="checkbox"/>		
3.	Premium on Obligations	V2710	1,050,891	143,545
4.	Interfund Transfer From General Fund (A9901.96)	V5031	5,071,607	5,457,991
5.	Not Used			
6.	Interfund Transfers, Other (Specify)	V5032	52,935	3,383
7.	Proceeds of Advanced Refunding Bonds	V5791	8,710,000	
8.	TOTAL DEBT SERVICE FUND REVENUES AND INTERFUND TRANSFERS	VT5599	14,885,433	5,604,919
EXPENDITURES				
9.	Fiscal Agent Fees	V1380.4	113,885	
Debt Service - Principal				
10.	Term Bonds - Public Library	VL9700.6		
11.	Term Bonds - School Construction	V9701.6		
12.	Term Bonds - Bus Purchases	V9702.6		
13.	Term Bonds - BOCES Construction	V9703.6		

Schedule F2 - Debt Service Fund Revenues and Expenditures
420901 - BALDWINVILLE CSD

2013-2014 Claim Year - Page 73
Official - as of 10/07/2013 11:46 AM

ST3 - Annual Financial Report		2011-12 School Year from SED File	2012-13 School Year (Actual) DP #85	2013-14 School Year (Projected) DP #85
14.	Term Bonds-Other (Specify) <input type="text"/>	V9700.6	<input type="text"/>	<input type="text"/>
15.	Serial Bonds - Public Library	VL9710.6	195,000	<input type="text"/>
16.	Serial Bonds - School Construction	V9711.6	3,920,000	3,945,000
17.	Serial Bonds - Bus Purchases	V9712.6	<input type="text"/>	141,108
18.	Serial Bonds - BOCES Construction	V9713.6	<input type="text"/>	<input type="text"/>
19.	Serial Bonds - Refund of Real Property Taxes	V9714.6	<input type="text"/>	<input type="text"/>
20.	Serial Bonds - Other (Specify) <input type="text"/>	V9710.6	<input type="text"/>	<input type="text"/>
21.	Statutory Bonds - Public Library	VL9720.6	<input type="text"/>	<input type="text"/>
22.	Statutory Bonds - School Construction	V9721.6	<input type="text"/>	<input type="text"/>
23.	Statutory Bonds - Bus Purchases	V9722.6	<input type="text"/>	<input type="text"/>
24.	Statutory Bonds - BOCES Construction	V9723.6	<input type="text"/>	<input type="text"/>
25.	Statutory Bonds - Refund of Real Property Taxes	V9724.6	<input type="text"/>	<input type="text"/>
26.	Statutory Bonds - Other (Specify) <input type="text"/>	V9720.6	<input type="text"/>	<input type="text"/>

Schedule F2 - Debt Service Fund Revenues and Expenditures
420901 - BALDWINVILLE CSD

2013-2014 Claim Year - Page 74
Official - as of 10/07/2013 11:46 AM

ST3 - Annual Financial Report		2011-12 School Year from SED File	2012-13 School Year (Actual) DP #85	2013-14 School Year (Projected) DP #85
27.	Bond Anticipation Notes - Public Library	VL9730.6	<input type="text"/>	<input type="text"/>
28.	Bond Anticipation Notes - School Construction	V9731.6	<input type="text"/>	<input type="text"/>
29.	Bond Anticipation Notes - Bus Purchases	V9732.6	<input type="text"/>	<input type="text"/>
30.	Bond Anticipation Notes - BOCES Construction	V9733.6	<input type="text"/>	<input type="text"/>
31.	Bond Anticipation Notes - Other (Specify) <input type="text"/>	V9730.6	<input type="text"/>	<input type="text"/>
32.	Capital Notes - Public Library	VL9740.6	<input type="text"/>	<input type="text"/>
33.	Capital Notes - School Construction	V9741.6	<input type="text"/>	<input type="text"/>
34.	Capital Notes - Bus Purchases	V9742.6	<input type="text"/>	<input type="text"/>
35.	Capital Notes - BOCES Construction	V9743.6	<input type="text"/>	<input type="text"/>
36.	Capital Notes - Refund of Real Property Taxes	V9744.6	<input type="text"/>	<input type="text"/>
37.	Capital Notes - Other (Specify) <input type="text"/>	V9740.6	<input type="text"/>	<input type="text"/>
38.	Installment Purchase Debt - Bus Purchases	V9787.6	<input type="text"/>	<input type="text"/>
39.	Installment Purchase Debt - State Aided Computer Hardware	V9785.6	<input type="text"/>	<input type="text"/>

Schedule F2 - Debt Service Fund Revenues and Expenditures
420901 - BALDWINVILLE CSD

2013-2014 Claim Year - Page 75
Official - as of 10/07/2013 11:46 AM

ST3 - Annual Financial Report		2011-12 School Year from SED File	2012-13 School Year (Actual) DP #85	2013-14 School Year (Projected) DP #85
40. Installment Purchase Debt - Other (Specify) <input type="text"/>	V9785.6			
41. Other Debt (Specify) <input type="text"/>	V9789.6			
42. Total Principal	V9798.6	4,115,000	4,086,108	4,526,000
Debt Service - Interest				
43. Term Bonds - Public Library	VL9700.7			
44. Term Bonds - School Construction	V9701.7			
45. Term Bonds - Bus Purchases	V9702.7			
46. Term Bonds - BOCES Construction	V9703.7			
47. Term Bonds - Other (Specify) <input type="text"/>	V9700.7			
48. Serial Bonds - Public Library	VL9710.7	18,987		
49. Serial Bonds - School Construction	V9711.7	965,060	1,317,707	1,152,921
50. Serial Bonds - Bus Purchases	V9712.7		21,995	31,244
51. Serial Bonds - BOCES Construction	V9713.7			
52. Serial Bonds - Real Property Taxes	V9714.7			

Schedule F2 - Debt Service Fund Revenues and Expenditures
420901 - BALDWINVILLE CSD

2013-2014 Claim Year - Page 76
Official - as of 10/07/2013 11:46 AM

ST3 - Annual Financial Report		2011-12 School Year from SED File	2012-13 School Year (Actual) DP #85	2013-14 School Year (Projected) DP #85
53. Serial Bonds - Other (Specify) <input type="text"/>	V9710.7	<input type="text"/>	<input type="text"/>	<input type="text"/>
54. Statutory Bonds - Public Library	VL9720.7	<input type="text"/>	<input type="text"/>	<input type="text"/>
55. Statutory Bonds - School Construction	V9721.7	<input type="text"/>	<input type="text"/>	<input type="text"/>
56. Statutory Bonds - Bus Purchases	V9722.7	<input type="text"/>	<input type="text"/>	<input type="text"/>
57. Statutory Bonds - BOCES Construction	V9723.7	<input type="text"/>	<input type="text"/>	<input type="text"/>
58. Statutory Bonds - Refund of Real Property Taxes	V9724.7	<input type="text"/>	<input type="text"/>	<input type="text"/>
59. Statutory Bonds - Other (Specify) <input type="text"/>	V9720.7	<input type="text"/>	<input type="text"/>	<input type="text"/>
60. Bond Anticipation Notes - Public Library	VL9730.7	<input type="text"/>	<input type="text"/>	<input type="text"/>
61. Bond Anticipation Notes - School Construction	V9731.7	<input type="text"/>	265,966	<input type="text"/>
62. Bond Anticipation Notes - Bus Purchases	V9732.7	<input type="text"/>	<input type="text"/>	<input type="text"/>
63. Bond Anticipation Notes - BOCES Construction	V9733.7	<input type="text"/>	<input type="text"/>	<input type="text"/>
64. Bond Anticipation Notes - Real Property Tax Refund	V9734.7	<input type="text"/>	<input type="text"/>	<input type="text"/>
65. Bond Anticipation Notes - Other (Specify) <input type="text"/>	V9730.7	<input type="text"/>	<input type="text"/>	<input type="text"/>

Schedule F2 - Debt Service Fund Revenues and Expenditures
420901 - BALDWINVILLE CSD

2013-2014 Claim Year - Page 77
Official - as of 10/07/2013 11:46 AM

ST3 - Annual Financial Report		2011-12 School Year from SED File	2012-13 School Year (Actual) DP #85	2013-14 School Year (Projected) DP #85
66. Capital Notes - Public Library	VL9740.7			
67. Capital Notes - School Construction	V9741.7			
68. Capital Notes - Bus Purchases	V9742.7			
69. Capital Notes - BOCES Construction	V9743.7			
70. Capital Notes - Refund of Real Property Tax	V9744.7			
71. Capital Notes - Other (Specify) <input type="text"/>	V9740.7			
72. Installment Purchase Debt - Bus Purchases	V9787.7			
73. Installment Purchase Debt - State Aided Computer Hardware	V9785.7			
74. Installment Purchase Debt - Other (Specify) <input type="text"/>	V9785.7			
75. Other Debt (Specify) <input type="text"/>	V9789.7			
76. Total Interest	V9798.7	984,047	1,605,668	1,184,165
77. Interfund Transfers	V9901.9			
78. Payment to Escrow Agent (Advanced Refunding Bonds)	V9991.4	9,535,484		
79. TOTAL DEBT SERVICE FUND EXPENDITURES AND INTERFUND TRANSFERS	VT9999.0	14,748,416	6,691,776	5,710,165

Exhibit G - Capital Funds Balance Sheet
420901 - BALDWINVILLE CSD

2013-2014 Claim Year - Page 78
Official - as of 10/07/2013 11:46 AM

	Account	DP Code 63	Amount
ASSETS			
Unrestricted Cash			
Cash	H200	1	4,706,294
Cash in Time Deposits	H201	2	
Total Unrestricted Cash	HT021	3	4,706,294
Restricted Cash			
Cash for Revenue Anticipation Notes	H222	4	
Cash Special Reserves	H230	5	
Total Restricted Cash	HT023	6	0
Other Assets			
Accounts Receivable	H380	7	
Due From Other Funds	H391	8	
Due From State and Federal	H410	9	
Due From Other Governments	H440	10	
Investment in Securities	H450	11	
Investment in Securities, Special Reserve	H452	12	
Other (Specify) <input type="text"/>	H489	13	
Total Other Assets	HT048	14	0
TOTAL ASSETS	HT049	15	4,706,294
LIABILITIES			
Accounts Payable	H600	16	528,133
Accrued Liabilities	H601	17	1,488
Retained Percentages, Contracts Payable	H605	18	734,435
Revenue Anticipation Notes Payable	H621	19	
Bond Anticipation Notes Payable	H626	20	10,224,000
Due to Other Funds	H630	21	92,775
Other (Specify) <input type="text"/>	H689	22	
TOTAL LIABILITIES	HT065	23	11,580,831
FUND BALANCE (CAPITAL FUNDS)			
Restricted			
Capital Reserve	H878	24	
Other Restricted Fund Balance	H899	25	-6,874,537
Total Restricted Fund Balance	HT092	26	-6,874,537
Assigned			
Assigned Unappropriated Fund Balance (Includes Encumbrances which are NOT reported in Restricted Fund Balance)	H915	27	
Total Assigned Fund Balance	HT094	28	0
Unassigned			
Unassigned Fund Balance (ENTRY MUST BE NEGATIVE OR 0)	H917	29	
Total Unassigned Fund Balance	HT096	30	0
TOTAL FUND BALANCE	HT095	31	-6,874,537
TOTAL LIABILITIES AND FUND BALANCE	HT098	32	4,706,294

Statement G1 - Capital Funds Analysis of Fund Balance
420901 - BALDWINVILLE CSD

2013-2014 Claim Year - Page 79
Official - as of 10/07/2013 11:46 AM

	Account	DP Code 79	Amount
Fund Balance or (Deficit) July 1, 2012	H8021	1	1,524,857
Prior Period Adjustments (Specify):			
Additions:			
	H8012	2	
	H8012	3	
	H8012	4	
Deductions:			
	H8015	5	
	H8015	6	
	H8015	7	
Add: Revenues, Interfund Transfers and Proceeds of Long-term Debt (From Schedule G2)	HT5999	8	1,036,000
Less: Expenditures and Interfund Transfers (From Schedule G3)	HT9999.0	9	9,435,394
Rounding Adjustments (Plus or (Minus))	H8026	10	0
Fund Balance or (Deficit) June 30, 2013	H8029	11	6,874,537

Schedule G2 - Capital Funds Revenues by Project 2013-2014 Claim Year - Page 80
 420901 - BALDWINVILLE CSD Official - as of 10/07/2013 11:46 AM

	Account	DP Code 65	Amount
COMBINED TOTAL REVENUES			
Revenues			
Insurance Recoveries	H2680	1	0
Gifts and Donations	H2705	2	0
Other Miscellaneous (Specify)	H2770	3	0
State Sources, EXCEL Aid	H3297	4	0
State Sources, Other (Specify)	H3297	5	0
Federal Sources (Specify)	H4297	6	0
Interfund Transfers			
Interfund Transfers from General Fund	H5031	7	105,000
Interfund Transfers, Other (Specify)	H5031	8	0
Proceeds of Long-term Debt			
Term Bonds	H5700	9	0
Serial Bonds	H5710	10	931,000
Statutory Installment Bond	H5720	11	0
Bond Anticipation Notes	H5730	12	0
Bond Anticipation Notes Redeemed From Appropriations	H5731	13	0
Capital Notes	H5740	14	0
Installment Purchase Debt	H5785	15	0
Other Debt	H5789	16	0
Capital Reserve			
Interest and Earnings	HR2401	17	
Interfund Transfers	HR5031	18	
TOTAL CAPITAL FUND REVENUES, INTERFUND TRANSFERS, AND PROCEEDS OF LONG-TERM DEBT	HT5999	19	1,036,000

Schedule G2 - Capital Funds Revenues by Project 2013-2014 Claim Year - Page 81
 420901 - BALDWINVILLE CSD Official - as of 10/07/2013 11:46 AM

	Account	DP Code 65	Amount
BUSES - ALL YEARS			
Revenues			
Insurance Recoveries	H2680	21	<input type="text"/>
Gifts and Donations	H2705	22	<input type="text"/>
Other Miscellaneous (Specify) <input type="text"/>	H2770	23	<input type="text"/>
State Sources, Other (Specify) <input type="text"/>	H3297	25	<input type="text"/>
Federal Sources (Specify) <input type="text"/>	H4297	26	<input type="text"/>
Interfund Transfers			
Interfund Transfers from General Fund	H5031	27	<input type="text"/>
Interfund Transfers, Other (Specify) <input type="text"/>	H5031	28	<input type="text"/>
Proceeds of Long-term Debt			
Term Bonds	H5700	29	<input type="text"/>
Serial Bonds	H5710	30	931,000
Statutory Installment Bond	H5720	31	<input type="text"/>
Bond Anticipation Notes	H5730	32	<input type="text"/>
Bond Anticipation Notes Redeemed From Appropriations	H5731	33	<input type="text"/>
Capital Notes	H5740	34	<input type="text"/>
Other Debt	H5789	36	<input type="text"/>
NON-AIDABLE PROJECTS			
Revenues			
Insurance Recoveries	H2680	38	<input type="text"/>
Gifts and Donations	H2705	39	<input type="text"/>
Other Miscellaneous (Specify) <input type="text"/>	H2770	40	<input type="text"/>
State Sources, Other (Specify) <input type="text"/>	H3297	42	<input type="text"/>
Federal Sources (Specify) <input type="text"/>	H4297	43	<input type="text"/>
Interfund Transfers			
Interfund Transfers from General Fund	H5031	44	<input type="text"/>
Interfund Transfers, Other (Specify) <input type="text"/>	H5031	45	<input type="text"/>
Proceeds of Long-term Debt			
Term Bonds	H5700	46	<input type="text"/>
Serial Bonds	H5710	47	<input type="text"/>
Statutory Installment Bond	H5720	48	<input type="text"/>
Bond Anticipation Notes	H5730	49	<input type="text"/>
Bond Anticipation Notes Redeemed From Appropriations	H5731	50	<input type="text"/>
Capital Notes	H5740	51	<input type="text"/>
Other Debt	H5789	53	<input type="text"/>

Schedule G2 - Capital Funds Revenues by Project 2013-2014 Claim Year - Page 82
 420901 - BALDWINVILLE CSD Official - as of 10/07/2013 11:46 AM

	Account	DP Code 65	Amount
INSTALLMENT PURCHASE CONTRACTS			
Revenues			
Insurance Recoveries	H2680	55	<input type="text"/>
Gifts and Donations	H2705	56	<input type="text"/>
Other Miscellaneous (Specify) <input type="text"/>	H2770	57	<input type="text"/>
State Sources, Other (Specify) <input type="text"/>	H3297	59	<input type="text"/>
Federal Sources (Specify) <input type="text"/>	H4297	60	<input type="text"/>
Interfund Transfers			
Interfund Transfers from General Fund	H5031	61	<input type="text"/>
Interfund Transfers, Other (Specify) <input type="text"/>	H5031	62	<input type="text"/>
Proceeds of Long-term Debt			
Term Bonds	H5700	63	<input type="text"/>
Serial Bonds	H5710	64	<input type="text"/>
Statutory Installment Bond	H5720	65	<input type="text"/>
Bond Anticipation Notes	H5730	66	<input type="text"/>
Bond Anticipation Notes Redeemed From Appropriations	H5731	67	<input type="text"/>
Capital Notes	H5740	68	<input type="text"/>
Installment Purchase Debt	H5785	69	<input type="text"/>
Other Debt	H5789	70	<input type="text"/>
OTHER CAPITAL PROJECTS			
Project Title <input type="text" value="ELDEN ELEMENTARY"/>			
Project Number (Enter at Item 71)		71	<input type="text" value="0001011"/>
Revenues			
Insurance Recoveries	H2680	72	<input type="text"/>
Gifts and Donations	H2705	73	<input type="text"/>
Other Miscellaneous (Specify) <input type="text"/>	H2770	74	<input type="text"/>
State Sources, EXCEL Aid	H3297	75	<input type="text"/>
State Sources, Other (Specify) <input type="text"/>	H3297	76	<input type="text"/>
Federal Sources (Specify) <input type="text"/>	H4297	77	<input type="text"/>
Interfund Transfers			
Interfund Transfers from General Fund	H5031	78	<input type="text" value="105,000"/>
Interfund Transfers, Other (Specify) <input type="text"/>	H5031	79	<input type="text"/>

Schedule G2 - Capital Funds Revenues by Project 2013-2014 Claim Year - Page 83
 420901 - BALDWINVILLE CSD Official - as of 10/07/2013 11:46 AM

	Account	DP Code 65	Amount
Proceeds of Long-term Debt			
Term Bonds	H5700	80	<input type="text"/>
Serial Bonds	H5710	81	<input type="text"/>
Statutory Installment Bond	H5720	82	<input type="text"/>
Bond Anticipation Notes	H5730	83	<input type="text"/>
Bond Anticipation Notes Redeemed From Appropriations	H5731	84	<input type="text"/>
Capital Notes	H5740	85	<input type="text"/>
Other Debt	H5789	87	<input type="text"/>
Project Title <input type="text"/>			
Project Number (Enter at Item 88)		88	<input type="text"/>
Revenues			
Insurance Recoveries	H2680	89	<input type="text"/>
Gifts and Donations	H2705	90	<input type="text"/>
Other Miscellaneous (Specify) <input type="text"/>	H2770	91	<input type="text"/>
State Sources, EXCEL Aid	H3297	92	<input type="text"/>
State Sources, Other (Specify) <input type="text"/>	H3297	93	<input type="text"/>
Federal Sources (Specify) <input type="text"/>	H4297	94	<input type="text"/>
Interfund Transfers			
Interfund Transfers from General Fund	H5031	95	<input type="text"/>
Interfund Transfers, Other (Specify) <input type="text"/>	H5031	96	<input type="text"/>
Proceeds of Long-term Debt			
Term Bonds	H5700	97	<input type="text"/>
Serial Bonds	H5710	98	<input type="text"/>
Statutory Installment Bond	H5720	99	<input type="text"/>
Bond Anticipation Notes	H5730	100	<input type="text"/>
Bond Anticipation Notes Redeemed From Appropriations	H5731	101	<input type="text"/>
Capital Notes	H5740	102	<input type="text"/>
Other Debt	H5789	104	<input type="text"/>
Project Title <input type="text"/>			
Project Number (Enter at Item 105)		105	<input type="text"/>
Revenues			
Insurance Recoveries	H2680	106	<input type="text"/>
Gifts and Donations	H2705	107	<input type="text"/>
Other Miscellaneous (Specify) <input type="text"/>	H2770	108	<input type="text"/>
State Sources, EXCEL Aid	H3297	109	<input type="text"/>
State Sources, Other (Specify) <input type="text"/>	H3297	110	<input type="text"/>
Federal Sources (Specify) <input type="text"/>	H4297	111	<input type="text"/>

Schedule G2 - Capital Funds Revenues by Project 2013-2014 Claim Year - Page 84
 420901 - BALDWINVILLE CSD Official - as of 10/07/2013 11:46 AM

	Account	DP Code 65	Amount
Interfund Transfers			
Interfund Transfers from General Fund	H5031	112	<input type="text"/>
Interfund Transfers, Other (Specify) <input type="text"/>	H5031	113	<input type="text"/>
Proceeds of Long-term Debt			
Term Bonds	H5700	114	<input type="text"/>
Serial Bonds	H5710	115	<input type="text"/>
Statutory Installment Bond	H5720	116	<input type="text"/>
Bond Anticipation Notes	H5730	117	<input type="text"/>
Bond Anticipation Notes Redeemed From Appropriations	H5731	118	<input type="text"/>
Capital Notes	H5740	119	<input type="text"/>
Other Debt	H5789	121	<input type="text"/>
Project Title <input type="text"/>			
Project Number (Enter at Item 122)		122	<input type="text"/>
Revenues			
Insurance Recoveries	H2680	123	<input type="text"/>
Gifts and Donations	H2705	124	<input type="text"/>
Other Miscellaneous (Specify) <input type="text"/>	H2770	125	<input type="text"/>
State Sources, EXCEL Aid	H3297	126	<input type="text"/>
State Sources, Other (Specify) <input type="text"/>	H3297	127	<input type="text"/>
Federal Sources (Specify) <input type="text"/>	H4297	128	<input type="text"/>
Interfund Transfers			
Interfund Transfers from General Fund	H5031	129	<input type="text"/>
Interfund Transfers, Other (Specify) <input type="text"/>	H5031	130	<input type="text"/>
Proceeds of Long-term Debt			
Term Bonds	H5700	131	<input type="text"/>
Serial Bonds	H5710	132	<input type="text"/>
Statutory Installment Bond	H5720	133	<input type="text"/>
Bond Anticipation Notes	H5730	134	<input type="text"/>
Bond Anticipation Notes Redeemed From Appropriations	H5731	135	<input type="text"/>
Capital Notes	H5740	136	<input type="text"/>
Other Debt	H5789	138	<input type="text"/>
Project Title <input type="text"/>			
Project Number (Enter at Item 139)		139	<input type="text"/>
Revenues			
Insurance Recoveries	H2680	140	<input type="text"/>
Gifts and Donations	H2705	141	<input type="text"/>
Other Miscellaneous (Specify) <input type="text"/>	H2770	142	<input type="text"/>

Schedule G2 - Capital Funds Revenues by Project 2013-2014 Claim Year - Page 85
 420901 - BALDWINVILLE CSD Official - as of 10/07/2013 11:46 AM

	Account	DP Code 65	Amount
State Sources, EXCEL Aid	H3297	143	<input type="text"/>
State Sources, Other (Specify)	H3297	144	<input type="text"/>
<input type="text"/>			
Federal Sources (Specify)	H4297	145	<input type="text"/>
<input type="text"/>			
Interfund Transfers			
Interfund Transfers from General Fund	H5031	146	<input type="text"/>
Interfund Transfers, Other (Specify)	H5031	147	<input type="text"/>
<input type="text"/>			
Proceeds of Long-term Debt			
Term Bonds	H5700	148	<input type="text"/>
Serial Bonds	H5710	149	<input type="text"/>
Statutory Installment Bond	H5720	150	<input type="text"/>
Bond Anticipation Notes	H5730	151	<input type="text"/>
Bond Anticipation Notes Redeemed From Appropriations	H5731	152	<input type="text"/>
Capital Notes	H5740	153	<input type="text"/>
Other Debt	H5789	155	<input type="text"/>
Project Title <input type="text"/>			
Project Number (Enter at Item 156)		156	<input type="text"/>
Revenues			
Insurance Recoveries	H2680	157	<input type="text"/>
Gifts and Donations	H2705	158	<input type="text"/>
Other Miscellaneous (Specify)	H2770	159	<input type="text"/>
<input type="text"/>			
State Sources, EXCEL Aid	H3297	160	<input type="text"/>
State Sources, Other (Specify)	H3297	161	<input type="text"/>
<input type="text"/>			
Federal Sources (Specify)	H4297	162	<input type="text"/>
<input type="text"/>			
Interfund Transfers			
Interfund Transfers from General Fund	H5031	163	<input type="text"/>
Interfund Transfers, Other (Specify)	H5031	164	<input type="text"/>
<input type="text"/>			
Proceeds of Long-term Debt			
Term Bonds	H5700	165	<input type="text"/>
Serial Bonds	H5710	166	<input type="text"/>
Statutory Installment Bond	H5720	167	<input type="text"/>
Bond Anticipation Notes	H5730	168	<input type="text"/>
Bond Anticipation Notes Redeemed From Appropriations	H5731	169	<input type="text"/>
Capital Notes	H5740	170	<input type="text"/>
Other Debt	H5789	172	<input type="text"/>

Schedule G2 - Capital Funds Revenues by Project 2013-2014 Claim Year - Page 86
 420901 - BALDWINVILLE CSD Official - as of 10/07/2013 11:46 AM

	Account	DP Code 65	Amount
Project Title <input type="text"/>			
Project Number (Enter at Item 173)		173	<input type="text"/>
Revenues			
Insurance Recoveries	H2680	174	<input type="text"/>
Gifts and Donations	H2705	175	<input type="text"/>
Other Miscellaneous (Specify) <input type="text"/>	H2770	176	<input type="text"/>
State Sources, EXCEL Aid	H3297	177	<input type="text"/>
State Sources, Other (Specify) <input type="text"/>	H3297	178	<input type="text"/>
Federal Sources (Specify) <input type="text"/>	H4297	179	<input type="text"/>
Interfund Transfers			
Interfund Transfers from General Fund	H5031	180	<input type="text"/>
Interfund Transfers, Other (Specify) <input type="text"/>	H5031	181	<input type="text"/>
Proceeds of Long-term Debt			
Term Bonds	H5700	182	<input type="text"/>
Serial Bonds	H5710	183	<input type="text"/>
Statutory Installment Bond	H5720	184	<input type="text"/>
Bond Anticipation Notes	H5730	185	<input type="text"/>
Bond Anticipation Notes Redeemed From Appropriations	H5731	186	<input type="text"/>
Capital Notes	H5740	187	<input type="text"/>
Other Debt	H5789	189	<input type="text"/>
Project Title <input type="text"/>			
Project Number (Enter at Item 190)		190	<input type="text"/>
Revenues			
Insurance Recoveries	H2680	191	<input type="text"/>
Gifts and Donations	H2705	192	<input type="text"/>
Other Miscellaneous (Specify) <input type="text"/>	H2770	193	<input type="text"/>
State Sources, EXCEL Aid	H3297	194	<input type="text"/>
State Sources, Other (Specify) <input type="text"/>	H3297	195	<input type="text"/>
Federal Sources (Specify) <input type="text"/>	H4297	196	<input type="text"/>
Interfund Transfers			
Interfund Transfers from General Fund	H5031	197	<input type="text"/>
Interfund Transfers, Other (Specify) <input type="text"/>	H5031	198	<input type="text"/>

Schedule G2 - Capital Funds Revenues by Project **2013-2014 Claim Year - Page 87**
420901 - BALDWINVILLE CSD **Official - as of 10/07/2013 11:46 AM**

	Account	DP Code 65	Amount
Proceeds of Long-term Debt			
Term Bonds	H5700	199	<input type="text"/>
Serial Bonds	H5710	200	<input type="text"/>
Statutory Installment Bond	H5720	201	<input type="text"/>
Bond Anticipation Notes	H5730	202	<input type="text"/>
Bond Anticipation Notes Redeemed From Appropriations	H5731	203	<input type="text"/>
Capital Notes	H5740	204	<input type="text"/>
Other Debt	H5789	206	<input type="text"/>
Project Title <input type="text"/>			
Project Number (Enter at Item 207)		207	<input type="text"/>
Revenues			
Insurance Recoveries	H2680	208	<input type="text"/>
Gifts and Donations	H2705	209	<input type="text"/>
Other Miscellaneous (Specify) <input type="text"/>	H2770	210	<input type="text"/>
State Sources, EXCEL Aid	H3297	211	<input type="text"/>
State Sources, Other (Specify) <input type="text"/>	H3297	212	<input type="text"/>
Federal Sources (Specify) <input type="text"/>	H4297	213	<input type="text"/>
Interfund Transfers			
Interfund Transfers from General Fund	H5031	214	<input type="text"/>
Interfund Transfers, Other (Specify) <input type="text"/>	H5031	215	<input type="text"/>
Proceeds of Long-term Debt			
Term Bonds	H5700	216	<input type="text"/>
Serial Bonds	H5710	217	<input type="text"/>
Statutory Installment Bond	H5720	218	<input type="text"/>
Bond Anticipation Notes	H5730	219	<input type="text"/>
Bond Anticipation Notes Redeemed From Appropriations	H5731	220	<input type="text"/>
Capital Notes	H5740	221	<input type="text"/>
Other Debt	H5789	223	<input type="text"/>
Project Title <input type="text"/>			
Project Number (Enter at Item 224)		224	<input type="text"/>
Revenues			
Insurance Recoveries	H2680	225	<input type="text"/>
Gifts and Donations	H2705	226	<input type="text"/>
Other Miscellaneous (Specify) <input type="text"/>	H2770	227	<input type="text"/>
State Sources, EXCEL Aid	H3297	228	<input type="text"/>
State Sources, Other (Specify) <input type="text"/>	H3297	229	<input type="text"/>
Federal Sources (Specify) <input type="text"/>	H4297	230	<input type="text"/>

Schedule G2 - Capital Funds Revenues by Project 2013-2014 Claim Year - Page 88
 420901 - BALDWINVILLE CSD Official - as of 10/07/2013 11:46 AM

	Account	DP Code 65	Amount
Interfund Transfers			
Interfund Transfers from General Fund	H5031	231	<input type="text"/>
Interfund Transfers, Other (Specify) <input type="text"/>	H5031	232	<input type="text"/>
Proceeds of Long-term Debt			
Term Bonds	H5700	233	<input type="text"/>
Serial Bonds	H5710	234	<input type="text"/>
Statutory Installment Bond	H5720	235	<input type="text"/>
Bond Anticipation Notes	H5730	236	<input type="text"/>
Bond Anticipation Notes Redeemed From Appropriations	H5731	237	<input type="text"/>
Capital Notes	H5740	238	<input type="text"/>
Other Debt	H5789	240	<input type="text"/>
Project Title <input type="text"/>			
Project Number (Enter at Item 241)		241	<input type="text"/>
Revenues			
Insurance Recoveries	H2680	242	<input type="text"/>
Gifts and Donations	H2705	243	<input type="text"/>
Other Miscellaneous (Specify) <input type="text"/>	H2770	244	<input type="text"/>
State Sources, EXCEL Aid	H3297	245	<input type="text"/>
State Sources, Other (Specify) <input type="text"/>	H3297	246	<input type="text"/>
Federal Sources (Specify) <input type="text"/>	H4297	247	<input type="text"/>
Interfund Transfers			
Interfund Transfers from General Fund	H5031	248	<input type="text"/>
Interfund Transfers, Other (Specify) <input type="text"/>	H5031	249	<input type="text"/>
Proceeds of Long-term Debt			
Term Bonds	H5700	250	<input type="text"/>
Serial Bonds	H5710	251	<input type="text"/>
Statutory Installment Bond	H5720	252	<input type="text"/>
Bond Anticipation Notes	H5730	253	<input type="text"/>
Bond Anticipation Notes Redeemed From Appropriations	H5731	254	<input type="text"/>
Capital Notes	H5740	255	<input type="text"/>
Other Debt	H5789	257	<input type="text"/>
Project Title <input type="text"/>			
Project Number (Enter at Item 258)		258	<input type="text"/>
Revenues			
Insurance Recoveries	H2680	259	<input type="text"/>
Gifts and Donations	H2705	260	<input type="text"/>
Other Miscellaneous (Specify) <input type="text"/>	H2770	261	<input type="text"/>

Schedule G2 - Capital Funds Revenues by Project **2013-2014 Claim Year - Page 89**
420901 - BALDWINVILLE CSD **Official - as of 10/07/2013 11:46 AM**

	Account	DP Code 65	Amount
State Sources, EXCEL Aid	H3297	262	<input type="text"/>
State Sources, Other (Specify)	H3297	263	<input type="text"/>
<input type="text"/>			
Federal Sources (Specify)	H4297	264	<input type="text"/>
<input type="text"/>			
Interfund Transfers			
Interfund Transfers from General Fund	H5031	265	<input type="text"/>
Interfund Transfers, Other (Specify)	H5031	266	<input type="text"/>
<input type="text"/>			
Proceeds of Long-term Debt			
Term Bonds	H5700	267	<input type="text"/>
Serial Bonds	H5710	268	<input type="text"/>
Statutory Installment Bond	H5720	269	<input type="text"/>
Bond Anticipation Notes	H5730	270	<input type="text"/>
Bond Anticipation Notes Redeemed From Appropriations	H5731	271	<input type="text"/>
Capital Notes	H5740	272	<input type="text"/>
Other Debt	H5789	274	<input type="text"/>
Project Title <input type="text"/>			
Project Number (Enter at Item 275)		275	<input type="text"/>
Revenues			
Insurance Recoveries	H2680	276	<input type="text"/>
Gifts and Donations	H2705	277	<input type="text"/>
Other Miscellaneous (Specify)	H2770	278	<input type="text"/>
<input type="text"/>			
State Sources, EXCEL Aid	H3297	279	<input type="text"/>
State Sources, Other (Specify)	H3297	280	<input type="text"/>
<input type="text"/>			
Federal Sources (Specify)	H4297	281	<input type="text"/>
<input type="text"/>			
Interfund Transfers			
Interfund Transfers from General Fund	H5031	282	<input type="text"/>
Interfund Transfers, Other (Specify)	H5031	283	<input type="text"/>
<input type="text"/>			
Proceeds of Long-term Debt			
Term Bonds	H5700	284	<input type="text"/>
Serial Bonds	H5710	285	<input type="text"/>
Statutory Installment Bond	H5720	286	<input type="text"/>
Bond Anticipation Notes	H5730	287	<input type="text"/>
Bond Anticipation Notes Redeemed From Appropriations	H5731	288	<input type="text"/>
Capital Notes	H5740	289	<input type="text"/>
Other Debt	H5789	291	<input type="text"/>

Schedule G2 - Capital Funds Revenues by Project **2013-2014 Claim Year - Page 90**
420901 - BALDWINVILLE CSD **Official - as of 10/07/2013 11:46 AM**

	Account	DP Code 65	Amount
Project Title <input type="text"/>			
Project Number (Enter at Item 292)		292	<input type="text"/>
Revenues			
Insurance Recoveries	H2680	293	<input type="text"/>
Gifts and Donations	H2705	294	<input type="text"/>
Other Miscellaneous (Specify) <input type="text"/>	H2770	295	<input type="text"/>
State Sources, EXCEL Aid	H3297	296	<input type="text"/>
State Sources, Other (Specify) <input type="text"/>	H3297	297	<input type="text"/>
Federal Sources (Specify) <input type="text"/>	H4297	298	<input type="text"/>
Interfund Transfers			
Interfund Transfers from General Fund	H5031	299	<input type="text"/>
Interfund Transfers, Other (Specify) <input type="text"/>	H5031	300	<input type="text"/>
Proceeds of Long-term Debt			
Term Bonds	H5700	301	<input type="text"/>
Serial Bonds	H5710	302	<input type="text"/>
Statutory Installment Bond	H5720	303	<input type="text"/>
Bond Anticipation Notes	H5730	304	<input type="text"/>
Bond Anticipation Notes Redeemed From Appropriations	H5731	305	<input type="text"/>
Capital Notes	H5740	306	<input type="text"/>
Other Debt	H5789	308	<input type="text"/>
Project Title <input type="text"/>			
Project Number (Enter at Item 309)		309	<input type="text"/>
Revenues			
Insurance Recoveries	H2680	310	<input type="text"/>
Gifts and Donations	H2705	311	<input type="text"/>
Other Miscellaneous (Specify) <input type="text"/>	H2770	312	<input type="text"/>
State Sources, EXCEL Aid	H3297	313	<input type="text"/>
State Sources, Other (Specify) <input type="text"/>	H3297	314	<input type="text"/>
Federal Sources (Specify) <input type="text"/>	H4297	315	<input type="text"/>
Interfund Transfers			
Interfund Transfers from General Fund	H5031	316	<input type="text"/>
Interfund Transfers, Other (Specify) <input type="text"/>	H5031	317	<input type="text"/>

Schedule G2 - Capital Funds Revenues by Project 2013-2014 Claim Year - Page 91
 420901 - BALDWINVILLE CSD Official - as of 10/07/2013 11:47 AM

	Account	DP Code 65	Amount
Proceeds of Long-term Debt			
Term Bonds	H5700	318	<input type="text"/>
Serial Bonds	H5710	319	<input type="text"/>
Statutory Installment Bond	H5720	320	<input type="text"/>
Bond Anticipation Notes	H5730	321	<input type="text"/>
Bond Anticipation Notes Redeemed From Appropriations	H5731	322	<input type="text"/>
Capital Notes	H5740	323	<input type="text"/>
Other Debt	H5789	325	<input type="text"/>
Project Title <input type="text"/>			
Project Number (Enter at Item 326)		326	<input type="text"/>
Revenues			
Insurance Recoveries	H2680	327	<input type="text"/>
Gifts and Donations	H2705	328	<input type="text"/>
Other Miscellaneous (Specify) <input type="text"/>	H2770	329	<input type="text"/>
State Sources, EXCEL Aid	H3297	330	<input type="text"/>
State Sources, Other (Specify) <input type="text"/>	H3297	331	<input type="text"/>
Federal Sources (Specify) <input type="text"/>	H4297	332	<input type="text"/>
Interfund Transfers			
Interfund Transfers from General Fund	H5031	333	<input type="text"/>
Interfund Transfers, Other (Specify) <input type="text"/>	H5031	334	<input type="text"/>
Proceeds of Long-term Debt			
Term Bonds	H5700	335	<input type="text"/>
Serial Bonds	H5710	336	<input type="text"/>
Statutory Installment Bond	H5720	337	<input type="text"/>
Bond Anticipation Notes	H5730	338	<input type="text"/>
Bond Anticipation Notes Redeemed From Appropriations	H5731	339	<input type="text"/>
Capital Notes	H5740	340	<input type="text"/>
Other Debt	H5789	342	<input type="text"/>
Project Title <input type="text"/>			
Project Number (Enter at Item 343)		343	<input type="text"/>
Revenues			
Insurance Recoveries	H2680	344	<input type="text"/>
Gifts and Donations	H2705	345	<input type="text"/>
Other Miscellaneous (Specify) <input type="text"/>	H2770	346	<input type="text"/>
State Sources, EXCEL Aid	H3297	347	<input type="text"/>
State Sources, Other (Specify) <input type="text"/>	H3297	348	<input type="text"/>
Federal Sources (Specify) <input type="text"/>	H4297	349	<input type="text"/>

Schedule G2 - Capital Funds Revenues by Project **2013-2014 Claim Year - Page 92**
420901 - BALDWINVILLE CSD **Official - as of 10/07/2013 11:47 AM**

	Account	DP Code 65	Amount
Interfund Transfers			
Interfund Transfers from General Fund	H5031	350	<input type="text"/>
Interfund Transfers, Other (Specify) <input type="text"/>	H5031	351	<input type="text"/>
Proceeds of Long-term Debt			
Term Bonds	H5700	352	<input type="text"/>
Serial Bonds	H5710	353	<input type="text"/>
Statutory Installment Bond	H5720	354	<input type="text"/>
Bond Anticipation Notes	H5730	355	<input type="text"/>
Bond Anticipation Notes Redeemed From Appropriations	H5731	356	<input type="text"/>
Capital Notes	H5740	357	<input type="text"/>
Other Debt	H5789	359	<input type="text"/>
Project Title <input type="text"/>			
Project Number (Enter at Item 360)		360	<input type="text"/>
Revenues			
Insurance Recoveries	H2680	361	<input type="text"/>
Gifts and Donations	H2705	362	<input type="text"/>
Other Miscellaneous (Specify) <input type="text"/>	H2770	363	<input type="text"/>
State Sources, EXCEL Aid	H3297	364	<input type="text"/>
State Sources, Other (Specify) <input type="text"/>	H3297	365	<input type="text"/>
Federal Sources (Specify) <input type="text"/>	H4297	366	<input type="text"/>
Interfund Transfers			
Interfund Transfers from General Fund	H5031	367	<input type="text"/>
Interfund Transfers, Other (Specify) <input type="text"/>	H5031	368	<input type="text"/>
Proceeds of Long-term Debt			
Term Bonds	H5700	369	<input type="text"/>
Serial Bonds	H5710	370	<input type="text"/>
Statutory Installment Bond	H5720	371	<input type="text"/>
Bond Anticipation Notes	H5730	372	<input type="text"/>
Bond Anticipation Notes Redeemed From Appropriations	H5731	373	<input type="text"/>
Capital Notes	H5740	374	<input type="text"/>
Other Debt	H5789	376	<input type="text"/>

Schedule G2 - Capital Funds Revenues by Project **2013-2014 Claim Year - Page 93**
420901 - BALDWINVILLE CSD **Official - as of 10/07/2013 11:47 AM**

	Account	DP Code 65	Amount
Project Title <input type="text"/>			
Project Number (Enter at Item 377)		377	<input type="text"/>
Revenues			
Insurance Recoveries	H2680	378	<input type="text"/>
Gifts and Donations	H2705	379	<input type="text"/>
Other Miscellaneous (Specify) <input type="text"/>	H2770	380	<input type="text"/>
State Sources, EXCEL Aid	H3297	381	<input type="text"/>
State Sources, Other (Specify) <input type="text"/>	H3297	382	<input type="text"/>
Federal Sources (Specify) <input type="text"/>	H4297	383	<input type="text"/>
Interfund Transfers			
Interfund Transfers from General Fund	H5031	384	<input type="text"/>
Interfund Transfers, Other (Specify) <input type="text"/>	H5031	385	<input type="text"/>
Proceeds of Long-term Debt			
Term Bonds	H5700	386	<input type="text"/>
Serial Bonds	H5710	387	<input type="text"/>
Statutory Installment Bond	H5720	388	<input type="text"/>
Bond Anticipation Notes	H5730	389	<input type="text"/>
Bond Anticipation Notes Redeemed From Appropriations	H5731	390	<input type="text"/>
Capital Notes	H5740	391	<input type="text"/>
Other Debt	H5789	393	<input type="text"/>

Schedule G3 - Capital Funds
Expenditures by Project and by Control Account **2013-2014 Claim Year - Page 94**
420901 - BALDWINVILLE CSD **Official - as of 10/07/2013 11:47 AM**

	Account	DP Code 67	Amount
EXPENDITURES BY CONTROL ACCOUNT			
Regular School-Furniture, Equipment, Textbooks	H2110.200	1	30,463
Superintendent of Construction or Clerk of Works	H2110.201	2	434,799
Buses	H5510.210	3	928,062
Contractual and Other (Incl Architecture, Legal, Engineering, and Insurance)	H2110.240	4	358,657
		5	not used
Land	H1940.291	6	
Buildings	H1620.292	7	
General Construction (Including HVAC, Plumbing, Electric, Site Improvement, & Utility & Service)	H1620.293	8	7,680,475
Maintenance of Plant	H1621.200	9	
TOTAL CAPITAL FUND EXPENDITURES	HT9900.0	10	9,432,456
INTERFUND TRANSFERS			
Transfers to General Fund	H9901.9	11	2,938
Transfers to Debt Service Fund	H9901.96	12	
TOTAL INTERFUND TRANSFERS	HT9951.0	13	2,938
TOTAL EXPENDITURES AND INTERFUND TRANSFERS	HT9999.0	14	9,435,394

EXPENDITURES BY PROJECT

Title	H522 Current Funds (Bud Apps, EXCEL Other & Cap Res)	H524 Obligations (Bonds, BANS, Cap Notes)	Total Project (H522 + H524)
15. Buses		928,062	928,062
16. Non-aidable Projects			0
17. Installment Purchase Contracts			0

CAPITAL OUTLAY EXCEPTION AID (LINES 18-29)

Project < \$100,001 for Capital Outlay Exception Aid	Proj #			
18.				0
Approved Small City Waiver for Capital Outlay Exception Aid				
19.				0
Approved Emergency Projects for Capital Outlay Exception Aid				
20.				0
21.				0
22.				0
23.				0
24.				0
25.				0
26.				0
27.				0
28.				0
29.				0

Schedule G3 - Capital Funds

Expenditures by Project and by Control Account
420901 - BALDWINVILLE CSD

2013-2014 Claim Year - Page 95

Official - as of 10/07/2013 11:47 AM

Other Projects	Project No	H522 Current Funds (Bud Apps, EXCEL Other & Cap Res)	H524 Obligations (Bonds, BANS, Cap Notes)	Total Project
30. BAKER HIGH SCHOOL 2008 CAP PRO	0007014		2,002,012	2,002,012
31. PELCHER ARCARO STADIUM	7025001		314,565	314,565
32. DURGEE JR HIGH 2008 CAP PROJEC	0006011		91,244	91,244
33. RAY MIDDLE SCHOOL 2008 CAP PRO	0012008		628,286	628,286
34. ELDEN ELEM 2008 CAPITAL PROJEC	0001011		258,127	258,127
35. VANBUREN ELEM 2008 CAPITAL PRO	0005012		332,747	332,747
36. PALMER ELEMENTARY 2008 CAP PR	0009011		2,417,542	2,417,542
37. MCNAMARA ELEM 2008 CAP PROJEC	0010010		2,158,547	2,158,547
38. REYNOLDS ELEM 2008 CAP PROJEC	0011009		301,324	301,324
39.				0
40.				0
41.				0
42.				0
43.				0
44.				0
45.				0
46.				0
47.				0
48.				0
49.				0
50.				0
51.				0
52.				0
53.				0
54.				0
55.				0
56.				0
57.				0
58.				0
59.				0
60. TOTAL-ALL PROJECTS		0	9,432,456	9,432,456

Exhibit H - Agency Funds Balance Sheet
420901 - BALDWINVILLE CSD

2013-2014 Claim Year - Page 96
Official - as of 10/07/2013 11:47 AM

	Account	DP Code 68	Amount
ASSETS			
Unrestricted Cash			
Cash	TA200	1	3,001,823
Cash in Time Deposits	TA201	2	
Total Unrestricted Cash	TAT021	3	3,001,823
Other Assets			
Accounts Receivable	TA380	4	-182,087
Due From Other Funds	TA391	5	-1,224
Investment in Securities	TA450	6	
Investment in Repurchase Agreements	TA451	7	
Securities and Mortgages	TA455	8	
Accrued Interest on Securities Acquired	TA456	9	
Personal Property	TA457	10	
Real Property	TA458	11	
Cash and Securities with Deferred Compensation Plan Provider	TA460	12	
Other (Specify) <input type="text"/>	TA489	13	
Total Other Assets	TAT048	14	-183,311
TOTAL ASSETS	TAT049	15	2,818,512
LIABILITIES			
Consolidated Payroll	TA10	16	-917
Deferred Compensation	TA17	17	29,499
State Retirement	TA18	18	24,040
Disability Insurance	TA19	19	
Group Insurance	TA20	20	438,587
New York State Income Tax	TA21	21	-68
Federal Income Tax	TA22	22	-134
Income Executions	TA23	23	
Association and Union Dues	TA24	24	-200
U.S. Savings Bonds	TA25	25	
Social Security Tax	TA26	26	-166
Teachers' Retirement Loan	TA27	27	20,688
New York City Income Tax	TA28	28	
Employee Annuities	TA29	29	
Guaranty and Bid Deposits	TA30	30	
Court Order Deposits	TA36	31	
Student Deposits	TA38	32	170,270
Former District Monies	TA70	33	
Due to Other Funds	TA630	34	2,133,878
Other Liabilities (Specify) <input type="text"/> BAKER HIGH SCHOOL MONIES	TA85	35	3,035
TOTAL LIABILITIES	TAT065	36	2,818,512

Exhibit K - Private Purpose Trust Fund Statement of Net Assets 2013-2014 Claim Year - Page 103
 420901 - BALDWINVILLE CSD Official - as of 10/07/2013 11:47 AM

	Account	DP Code 64	Amount
ASSETS			
Unrestricted Cash			
Cash	TE200	1	91,325
Cash in Time Deposits	TE201	2	
Total Unrestricted Cash	TET021	3	91,325
Restricted Cash			
Cash, Special Reserves	TE230	4	
Cash in Time Deposits, Special Reserves	TE231	5	
Total Restricted Cash	TET023	6	0
Other Assets			
Investment in Securities	TE450	7	
Investment in Repurchase Agreements	TE451	8	
Investment in Securities, Special Reserves	TE452	9	
Investment in Repurchase Agreements, Special Reserves	TE453	10	
Other (Specify)	TE489	11	
Total Other Assets	TET048	12	0
TOTAL ASSETS	TET049	13	91,325
LIABILITIES			
Accounts Payable	TE600	14	
Other Liabilities	TE688	15	
TOTAL LIABILITIES	TET065	16	0
NET ASSETS			
Restricted for Other Purposes	TE923	17	91,325
Non Restricted for Other Purposes	TE924	18	
TOTAL NET ASSETS	TET095	19	91,325
TOTAL LIABILITIES AND NET ASSETS	TET099	20	91,325

**Statement K1 - Private Purpose Trust Fund
Changes in Fund Net Assets
420901 - BALDWINVILLE CSD**

**2013-2014 Claim Year - Page 104
Official - as of 10/07/2013 11:47 AM**

	Account	DP Code 82	Amount
Net Assets or (Deficit) July 1, 2012	TE8021	1	121,706
Prior Period Adjustments (Specify):			
Additions:			
<input type="text"/>	TE8012	2	<input type="text"/>
<input type="text"/>	TE8012	3	<input type="text"/>
Deductions:			
<input type="text"/>	TE8015	4	<input type="text"/>
<input type="text"/>	TE8015	5	<input type="text"/>
Add: Revenues and Interfund Transfers (From Schedule K2)	TET5599	6	117,198
Less: Expenditures and Interfund Transfers (From Schedule K2)	TET9999.0	7	147,579
Rounding Adjustments (Plus or (Minus))	TE8026	8	0
Net Assets or (Deficit) June 30, 2013	TE8029	9	91,325

	Account	DP Code 56	Amount
REVENUES			
Interest and Earnings	TE2401	1	
Gifts and Donations	TE2705	2	61,171
Other (Specify) COCA COLA COMMISSIONS & AP PROGRAM	TE2770	3	56,027
TOTAL REVENUES AND INTERFUND TRANSFERS	TET5599	4	117,198
EXPENDITURES			
Personal Services	TE2989.1	5	
Contractual and Other	TE2989.4	6	147,579
TOTAL EXPENDITURES	TET9999.0	7	147,579

	Account	DP Code 75	Amount
TAX ANTICIPATION NOTES			
Outstanding Beginning of Fiscal Year	2P18611	1	0
Prior Year Adj Plus (Specify)		2	
Prior Year Adj Minus (Specify)		3	
Issued During Fiscal Year	2P18613	4	
Paid During Fiscal Year	2P18615	5	
Outstanding End of Fiscal Year	2P18617	6	0
Amount of Interest Paid During Fiscal Year	2P1861	7	
REVENUE ANTICIPATION NOTES			
Outstanding Beginning of Fiscal Year	2P18621	8	0
Prior Year Adj Plus (Specify)		9	
Prior Year Adj Minus (Specify)		10	
Issued During Fiscal Year	2P18623	11	
Paid During Fiscal Year	2P18625	12	
Outstanding End of Fiscal Year	2P18627	13	0
Amount of Interest Paid During Fiscal Year	2P1862	14	
BUDGET NOTES			
Outstanding Beginning of Fiscal Year	2P18631	15	0
Prior Year Adj Plus (Specify)		16	
Prior Year Adj Minus (Specify)		17	
Issued During Fiscal Year	2P18633	18	
Paid During Fiscal Year	2P18635	19	
Outstanding End of Fiscal Year	2P18637	20	0
Amount of Interest Paid During Fiscal Year	2P1863	21	
CAPITAL NOTES			
Outstanding Beginning of Fiscal Year	2P18551	22	0
Prior Year Adj Plus (Specify)		23	
Prior Year Adj Minus (Specify)		24	
Issued During Fiscal Year	2P18553	25	0
Paid During Fiscal Year	2P18555	26	0
Outstanding End of Fiscal Year	2P18557	27	0

	Account	DP Code 75	Previous Year Amount	Amount
Amount of Interest Paid During Fiscal Year	2P1855	28		0
BOND ANTICIPATION NOTES				
Outstanding Beginning of Fiscal Year	2P18461	29		6,000,000
Prior Year Adj Plus (Specify)		30		
Prior Year Adj Minus (Specify)		31		
Issued During Fiscal Year	2P18463	32		20,448,000
Paid During Fiscal Year	2P18465	33		16,224,000
Outstanding End of Fiscal Year	2P18467	34		10,224,000
Amount of Interest Paid During Fiscal Year	2P1846	35		265,966
INSTALLMENT PURCHASE CONTRACTS				
Outstanding Beginning of Fiscal Year	3P71	36		-1
Prior Year Adj Plus (Specify)		37		
Prior Year Adj Minus (Specify)		38		
Issued During Fiscal Year	3P73	39		
Paid During Fiscal Year	3P75	40		
Outstanding End of Fiscal Year	3P77	41		-1
Amount of Interest Paid During Fiscal Year	3P7	42		
OTHER DEBT				
Outstanding Beginning of Fiscal Year	2P18781	43		0
Prior Year Adj Plus (Specify)		44		
Prior Year Adj Minus (Specify)		45		
Issued During Fiscal Year	2P18783	46		
Paid During Fiscal Year	2P18785	47		
Outstanding End of Fiscal Year	2P18787	48		0
Amount of Interest Paid During Fiscal Year	2P1878	49		0
DEFICIENCY NOTES				
Outstanding Beginning of Fiscal Year		49b		0
Prior Year Adj Plus (Specify)		49c		
Prior Year Adj Minus (Specify)		49d		
Issued During Fiscal Year		49e		
Paid During Fiscal Year		49f		
Outstanding End Of Fiscal Year		49g		0
Amount of Interest Paid During Fiscal Year		49h		0

BONDS (List Each Issue Individually)

IMPORTANT: Did your district do an Advance Refunding of Bonds in the current year (please check one)? Yes

No NO

Issue Date (MM/DD/YYYY)		50	<input type="text"/>
Interest Rate		51	<input type="text"/>
Outstanding Beginning of Fiscal Year	2P18771	52	4,890,000
Prior Year Adj Plus (Specify)		53	<input type="text"/>
<input type="text"/>			

	Account	DP Code 75	Previous Year Amount	Amount
Prior Year Adj Minus (Specify)				
		54		
Issued During Fiscal Year	2P18773	55		
Paid During Fiscal Year	2P18775	56		745,000
Outstanding End of Fiscal Year	2P18777	57		4,145,000
Amount of Interest Paid During Fiscal Year	2P1877	58		197,100
Issue Date (MM/DD/YYYY)		59		
Interest Rate		60		
Outstanding Beginning of Fiscal Year	2P18771	61		1,700,000
Prior Year Adj Plus (Specify)				
		62		
Prior Year Adj Minus (Specify)				
		63		
Issued During Fiscal Year	2P18773	64		
Paid During Fiscal Year	2P18775	65		835,000
Outstanding End of Fiscal Year	2P18777	66		865,000
Amount of Interest Paid During Fiscal Year	2P1877	67		60,581
Issue Date (MM/DD/YYYY)		68		
Interest Rate		69		
Outstanding Beginning of Fiscal Year	2P18771	70		375,000
Prior Year Adj Plus (Specify)				
		71		
Prior Year Adj Minus (Specify)				
		72		
Issued During Fiscal Year	2P18773	73		
Paid During Fiscal Year	2P18775	74		190,000
Outstanding End of Fiscal Year	2P18777	75		185,000
Amount of Interest Paid During Fiscal Year	2P1877	76		12,650
Issue Date (MM/DD/YYYY)		77		
Interest Rate		78		
Outstanding Beginning of Fiscal Year	2P18771	79		1,845,000
Prior Year Adj Plus (Specify)				
		80		
Prior Year Adj Minus (Specify)				
		81		
Issued During Fiscal Year	2P18773	82		
Paid During Fiscal Year	2P18775	83		905,000
Outstanding End of Fiscal Year	2P18777	84		940,000
Amount of Interest Paid During Fiscal Year	2P1877	85		79,588

	Account	DP Code 75	Previous Year Amount	Amount
Issue Date (MM/DD/YYYY)		86		
Interest Rate		87		
Outstanding Beginning of Fiscal Year	2P18771	88		2,495,000
Prior Year Adj Plus (Specify)		89		
Prior Year Adj Minus (Specify)		90		
Issued During Fiscal Year	2P18773	91		
Paid During Fiscal Year	2P18775	92		800,000
Outstanding End of Fiscal Year	2P18777	93		1,695,000
Amount of Interest Paid During Fiscal Year	2P1877	94		97,800
Issue Date (MM/DD/YYYY)		95		
Interest Rate		96		
Outstanding Beginning of Fiscal Year	2P18771	97		881,108
Prior Year Adj Plus (Specify)		98		
Prior Year Adj Minus (Specify)		99		
Issued During Fiscal Year	2P18773	100		
Paid During Fiscal Year	2P18775	101		141,108
Outstanding End of Fiscal Year	2P18777	102		740,000
Amount of Interest Paid During Fiscal Year	2P1877	103		21,995
Issue Date (MM/DD/YYYY)		104		
Interest Rate		105		
Outstanding Beginning of Fiscal Year	2P18771	106		8,705,000
Prior Year Adj Plus (Specify)		107		
Prior Year Adj Minus (Specify)		108		
Issued During Fiscal Year	2P18773	109		
Paid During Fiscal Year	2P18775	110		5,000
Outstanding End of Fiscal Year	2P18777	111		8,700,000
Amount of Interest Paid During Fiscal Year	2P1877	112		320,400
Issue Date (MM/DD/YYYY)		113		
Interest Rate		114		
Outstanding Beginning of Fiscal Year	2P18771	115		10,425,000
Prior Year Adj Plus (Specify)		116		

	Account	DP Code 75	Previous Year Amount	Amount
Prior Year Adj Minus (Specify)				
		117		
Issued During Fiscal Year	2P18773	118		
Paid During Fiscal Year	2P18775	119		465,000
Outstanding End of Fiscal Year	2P18777	120		9,960,000
Amount of Interest Paid During Fiscal Year	2P1877	121		549,588
Issue Date (MM/DD/YYYY)		122		09/15/2012
Interest Rate		123		1.73
Outstanding Beginning of Fiscal Year	2P18771	124		0
Prior Year Adj Plus (Specify)				
		125		
Prior Year Adj Minus (Specify)				
		126		
Issued During Fiscal Year	2P18773	127		931,000
Paid During Fiscal Year	2P18775	128		
Outstanding End of Fiscal Year	2P18777	129		931,000
Amount of Interest Paid During Fiscal Year	2P1877	130		
Issue Date (MM/DD/YYYY)		131		
Interest Rate		132		
Outstanding Beginning of Fiscal Year	2P18771	133		0
Prior Year Adj Plus (Specify)				
		134		
Prior Year Adj Minus (Specify)				
		135		
Issued During Fiscal Year	2P18773	136		
Paid During Fiscal Year	2P18775	137		
Outstanding End of Fiscal Year	2P18777	138		0
Amount of Interest Paid During Fiscal Year	2P1877	139		
Issue Date (MM/DD/YYYY)		140		
Interest Rate		141		
Outstanding Beginning of Fiscal Year	2P18771	142		0
Prior Year Adj Plus (Specify)				
		143		
Prior Year Adj Minus (Specify)				
		144		
Issued During Fiscal Year	2P18773	145		
Paid During Fiscal Year	2P18775	146		
Outstanding End of Fiscal Year	2P18777	147		0
Amount of Interest Paid During Fiscal Year	2P1877	148		

	Account	DP Code 75	Previous Year Amount	Amount
Issue Date (MM/DD/YYYY)		149		
Interest Rate		150		
Outstanding Beginning of Fiscal Year	2P18771	151		0
Prior Year Adj Plus (Specify)		152		
Prior Year Adj Minus (Specify)		153		
Issued During Fiscal Year	2P18773	154		
Paid During Fiscal Year	2P18775	155		
Outstanding End of Fiscal Year	2P18777	156		0
Amount of Interest Paid During Fiscal Year	2P1877	157		
Issue Date (MM/DD/YYYY)		158		
Interest Rate		159		
Outstanding Beginning of Fiscal Year	2P18771	160		0
Prior Year Adj Plus (Specify)		161		
Prior Year Adj Minus (Specify)		162		
Issued During Fiscal Year	2P18773	163		
Paid During Fiscal Year	2P18775	164		
Outstanding End of Fiscal Year	2P18777	165		0
Amount of Interest Paid During Fiscal Year	2P1877	166		
Issue Date (MM/DD/YYYY)		167		
Interest Rate		168		
Outstanding Beginning of Fiscal Year	2P18771	169		0
Prior Year Adj Plus (Specify)		170		
Prior Year Adj Minus (Specify)		171		
Issued During Fiscal Year	2P18773	172		
Paid During Fiscal Year	2P18775	173		
Outstanding End of Fiscal Year	2P18777	174		0
Amount of Interest Paid During Fiscal Year	2P1877	175		
Issue Date (MM/DD/YYYY)		176		
Interest Rate		177		
Outstanding Beginning of Fiscal Year	2P18771	178		0
Prior Year Adj Plus (Specify)		179		

	Account	DP Code 75	Previous Year Amount	Amount
Prior Year Adj Minus (Specify)				
		180		
Issued During Fiscal Year	2P18773	181		
Paid During Fiscal Year	2P18775	182		
Outstanding End of Fiscal Year	2P18777	183		0
Amount of Interest Paid During Fiscal Year	2P1877	184		
Issue Date (MM/DD/YYYY)		185		
Interest Rate		186		
Outstanding Beginning of Fiscal Year	2P18771	187		0
Prior Year Adj Plus (Specify)		188		
Prior Year Adj Minus (Specify)		189		
Issued During Fiscal Year	2P18773	190		
Paid During Fiscal Year	2P18775	191		
Outstanding End of Fiscal Year	2P18777	192		0
Amount of Interest Paid During Fiscal Year	2P1877	193		
Issue Date (MM/DD/YYYY)		194		
Interest Rate		195		
Outstanding Beginning of Fiscal Year	2P18771	196		0
Prior Year Adj Plus (Specify)		197		
Prior Year Adj Minus (Specify)		198		
Issued During Fiscal Year	2P18773	199		
Paid During Fiscal Year	2P18775	200		
Outstanding End of Fiscal Year	2P18777	201		0
Amount of Interest Paid During Fiscal Year	2P1877	202		
TOTAL BOND ACTIVITY from above				
TOTAL Outstanding Begin Fiscal Year	2P18771	203		31,316,108
TOTAL Prior Year Adj Plus		204		0
TOTAL Prior Year Adj Minus		205		0
TOTAL Issued During Fiscal Year	2P18773	206		931,000
TOTAL Paid During Fiscal Year	2P18775	207		4,086,108
TOTAL Outstanding End Of Fiscal Year	2P18777	208		28,161,000
TOTAL Amt Interest Paid During Fiscal Year	2P1877	209		1,339,702

Supplemental Schedule SS-2
Statement of Non-Current Governmental Liabilities **2013-2014 Claim Year - Page 113**
420901 - BALDWINSVILLE CSD **Official - as of 10/07/2013 11:47 AM**

Part I	Account	DP Code 69	Amount
Term Bonds Payable	W623	1	<input type="text"/>
Bond Anticipation Notes Payable	W626	2	<input type="text"/>
Capital Notes Payable	W627	3	0
Bonds Payable	W628	4	28,161,000
Due to State Teachers' Retirement System	W632	5	<input type="text"/>
Due to Employees' Retirement System	W637	6	<input type="text"/>
Other Post Employment Benefits (OPEB)	W683	7	53,542,854
Installment Purchase Debt	W685	8	-1
Judgements and Claims Payable	W686	9	<input type="text"/>
Compensated Absences	W687	10	2,006,668
Other Long-term Debt (Specify) <input type="text"/>	W689	11	<input type="text"/>
TOTAL NON-CURRENT LIABILITIES		12	83,710,521
		13	Not Used
		14	Not Used

Supplemental Schedule SS-2
Statement of Non-Current Governmental Liabilities **2013-2014 Claim Year - Page 113**
420901 - BALDWINSVILLE CSD **Official - as of 10/07/2013 11:47 AM**

Part II	Account	DP Code 69	Amount
Annual OPEB Cost and Net OPEB Obligation			

DO NOT DELAY SUBMISSION OF THE ST-3 ANNUAL REPORT IF THIS DATA IS NOT AVAILABLE. Submit the OPEB data later through SAMS when it is available.

Type of Other Post Employment Benefit Plan	15	<input type="text"/>
Annual Required Contribution(ARC)	16	11,257,545
Interest on Net OPEB Obligation	17	<input type="text"/>
Adjustment to Annual Required Contribution	18	<input type="text"/>

Annual OPEB Expense	19	11,257,545
Less: Actual Contribution Made	20	
Increase in Net OPEB Obligation	21	11,257,545
Net OPEB Obligation - beginning of year	22	42,285,309
Net OPEB Obligation - end of year	23	53,542,854
Percentage of Annual OPEB Cost Contributed (Actual Contribution Made/Annual OPEB Cost)	24	0.00
Funded Status and Funding Process		
Actuarial Accrued Liability (AAL)	25	
Less: Actuarial Value of Plan Assets	26	
Unfunded Actuarial Accrued Liability (UAAL)	27	0
Funded Ratio (Actuarial Value of Plan Assets/AAL)	28	0.00
Annual Covered Payroll (of active employees covered by the plan)	29	
UAAL as Percentage of Annual Covered Payroll	30	0.00
Other OPEB Information		
Date of most recent actuarial valuation (mm/dd/yyyy)	31	06/30/2013
Actuarial method used	32	PROJECTED UNIT CREDIT
Assumed rate of return on investments discount rate	33	4.0000
Amortization period of UALL (in years)	34	

Supplemental Schedule SS-4

Statement of Non-Current Governmental Assets
420901 - BALDWINVILLE CSD

2013-2014 Claim Year - Page 115
Official - as of 10/07/2013 11:47 AM

	Account	DP Code 70	Amount
Land	K101	1	1,833,691
Buildings	K102	2	111,249,758
Improvements Other Than Buildings	K103	3	
Equipment	K104	4	13,245,724
Construction Work in Progress	K105	5	
Infrastructure	K106	6	
Other Capital Assets	K107	7	
TOTAL NON-CURRENT GOVERNMENTAL ASSETS		8	126,329,173
Accumulated Depreciation-Buildings	K112	9	33,848,687
Accumulated Depreciation-Improvements Other Than Buildings	K113	10	
Accumulated Depreciation-Equipment	K114	11	9,281,383
Accumulated Depreciation-Infrastructure	K116	12	
Accumulated Depreciation-Other Capital Assets	K117	13	
TOTAL ACCUMULATED DEPRECIATION		14	43,130,070
TOTAL NON-CURRENT GOVERNMENTAL ASSETS LESS DEPRECIATION		15	83,199,103

	2011-12 School Year from SED File	2012-13 School Year (Actual) DP #81	2013-14 School Year (Projected) DP #81
General Fund Levy:			
1. Levy for General Fund Budget (Including STAR Revenues and Excluding Items Below)	48,683,757	49,000,620	50,421,638
2. Additional Levy-Omissions/Loss of Exemption-Prior Years' Tax Lists	0		
3. TOTAL GENERAL FUND LEVY	48,683,757	49,000,620	50,421,638
Special Purpose Levies:			
4. Planned Balance (Non-City)			
5. Appropriation of Special Tax (Suffolk County Only)			
6. Deferred Tax Revenue (City)			
7. Allowance for Uncollectable Taxes (City)			
8. On All or Part of District for Library (045)	1,291,680	1,282,925	1,349,810
9. On Former District for Former District Indebtedness			
10. Levy for Central High School by Elementary School Components			
11. Repair Reserve			
12. Capital Reserve			
13. Other Levy (Specify)			
14. TOTAL LEVY FOR ALL PURPOSES (041)	49,975,437	50,283,545	51,771,448
Adjustments:			
15. Deficit on Tax Roll			
16. Excess on Tax Roll			
17. Taxes Cancelled			
18. Other Adjustments (Specify)			
19. TOTAL ADJUSTMENTS	0	0	0
20. TOTAL LEVY AFTER ADJUSTMENTS	49,975,437	50,283,545	51,771,448

ARRA EXPENDITURES ONLY *

NOTE: ALL THE EXPENDITURES ON THIS SCHEDULE MUST ALSO BE REPORTED IN THE ST-3 EXPENDITURE FUNDS. (THIS SCHEDULE IS A SUPPLEMENTARY SCHEDULE.)

This data is being requested to allow SED to comply with important Federal reporting requirements. Please do not delay submission of the ST-3 if additional time is needed to complete SS-8.

Press F2 for a detailed listing of ST-3 accounts applicable to each item below.

	DP Code 93	Amount
1. Expenditures for Public Elementary - Secondary Education <u>INSTRUCTION</u> from ARRA funds		752
2. Other Expenditures from ARRA funds for Public Elementary - Secondary Education <u>EXCLUDING</u> expenditures for instruction, community services, adult education, programs outside of Public Elementary - Secondary Education, property, school construction, and tuition to charter schools		46,361
3. Total Expenditures for Public Elementary - Secondary Education	(Sum of lines 1 and 2)	47,113
4. Expenditures from ARRA funds for community services, adult education, and other programs outside of Public Elementary - Secondary Education		
5. Property Expenditures from ARRA funds		
6. School Construction Expenditures from ARRA funds		
7. Expenditures for Title I and Title V, Part A from ARRA funds that <u>WERE INCLUDED</u> in the data items above		752
8. Direct Program Support Expenditures from ARRA funds (DO NOT report these expenditures in lines 1-7 above)		
9. TOTAL ARRA EXPENDITURES 2012-13 FISCAL YEAR	(Sum of lines 3,4,5,6 and 8)	47,113
* (this includes expenditures from the Education Jobs Fund and the Race to the Top Fund)		